


L-Line Wall Mount

2' to 8' Linear • 1050lm per foot
Dedicated CCT (30K, 35K or 40K)


L-Line series offers a clean and modern appearance with a sleek extruded aluminum housing. Symmetrical light distribution will evenly illuminate surfaces with a diffused lens, making the L-Line ideal for commercial, retail, healthcare and education applications.

FEATURES

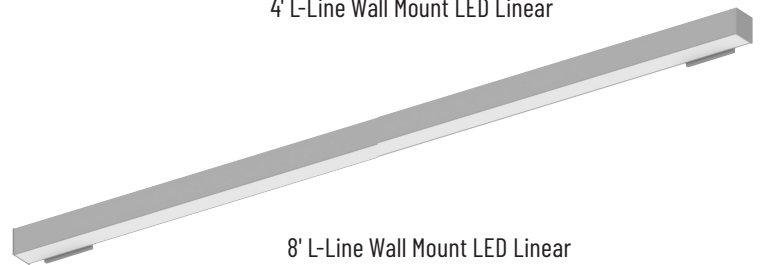
- 120-277V input; 0-10V dimming
- 2' to 8' Linear luminaires
- 1050 lumens per foot
- Dedicated CCT (3000K, 3500K or 4000K)
- Luminaires can be daisy chained up to 80'
- Patent Pending Design
- Universal wall plates (pre-installed)
- Internal quick connects for easy installation
- Mounting hardware included



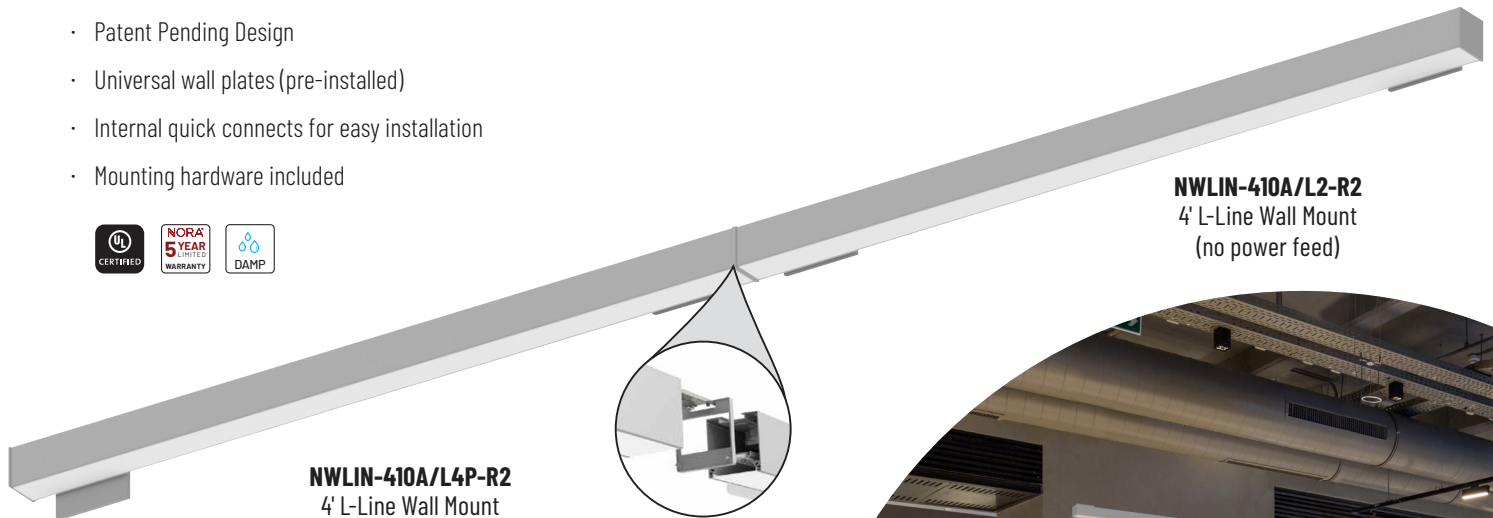
2' L-Line Wall Mount LED Linear



4' L-Line Wall Mount LED Linear




8' L-Line Wall Mount LED Linear



NWLIN-410A/L4P-R2
4' L-Line Wall Mount
(power feed on left)

Seamless Connection
Hardware included to daisy
chain up to 80'

NWLIN-410A/L2-R2
4' L-Line Wall Mount
(no power feed)




2"x4"
Horizontal Wall Plate




4"x4"
Square Wall Plate




Wall Plate Configurations




NWLIN-41030A/L2-R2P
4' L-Line Wall Mount LED Linear,
2"x4" Left Plate and 2"x4" Right Plate (Power Feed)



NWLIN-41030A/L4P-R4
4' L-Line Wall Mount LED Linear,
4"x4" Left Plate (Power Feed) and 4"x4" Right Plate



NWLIN-41030A/L2-R4P
4' L-Line Wall Mount LED Linear,
2"x4" Left Plate and 2"x4" Right Plate (Power Feed)



NWLIN-41030A/L4P-R2
4' L-Line Wall Mount LED Linear,
4"x4" Left Plate (Power Feed) and 2"x4" Right Plate

L-LINE WALL MOUNT LINEAR LUMINAIRES

LENGTH	LUMENS PER FOOT	CCT	FINISH	LEFT WALL PLATE	RIGHT WALL PLATE
NWLIN-2 2' (actual: 24")	10 1050lm/ft.	30 3000K	A Aluminum	/L2 2"x4" Horizontal Plate	-R2 2"x4" Horizontal Plate
NWLIN-4 4' (actual: 48")		35 3500K		/L2P 2"x4" Horizontal Plate (Power Feed)	-R2P 2"x4" Horizontal Plate (Power Feed)
NWLIN-8 8' (actual: 92.375")		40 4000K		/L4 4"x4" Square Plate	-R4 4"x4" Square Plate
				/L4P 4"x4" Square Plate (Power Feed)	-R4P 4"x4" Square Plate (Power Feed)

Ex.: **NWLIN-41030A/L2P-R2** = 4' L-Line LED Wall Mount Linear, 2100lm, 3000K, 2"x4" Left Horizontal Plate (Power Feed) & 2"x4" Right Horizontal Plate