

NHIC-5LMRAT

5" IC Air-Tight LED Dedicated New Construction Housing
(Compatible with Cobalt / Marquise / Onyx / PRISM)

Type

Project

Catalog No.

Notes

PRODUCT DESCRIPTION

Dedicated new construction housing for use in insulated ceilings can be in direct contact with insulation.* Air-tight construction provides energy savings by reducing the flow of air through the ceiling. The housing is dedicated and labeled for use with LED retrofit luminaires.

FEATURES

- IC Air-Tight energy saving by reducing the flow of air through the ceiling
- Rated for direct contact with insulation
- cULus listed for damp location and through branch circuit wiring

CONSTRUCTION

Plaster Frame: High quality 0.04" steel die cut one piece frame.

Housing: 0.040 aluminum housing with riveted cap adjusts to a maximum ceiling thickness of 1-3/4". Spring brackets accept torsion wing trim springs; slots on socket plate surface accept standard coil springs.

Air Flow Restriction: Housing has factory installed gaskets to restrict airflow from room into ceiling plenum to <2CFM (cubic feet per minute) in accordance with ASTM-283 Air-Tight requirements.

Clearance: "IC" Insulated ceiling housings are direct contact rated. **Not to be used in direct contact with spray foam insulation.**

Bar Hangers: Two 13-3/4" to 24-1/2" adjustable bar hangers with captive nails are included on frame. Bar hangers are parallel to junction box, but can be repositioned 90° perpendicular to junction box if desired. "L" Shaped bar hanger foot to align to bottom of construction joist. A T-Bar notch allow for easy installation in a suspended ceiling.

Junction Box: Prewired 25 cubic inch 0.064" thick galvanized steel with seven 1/2" trade size knockouts and four Romex pryouts and snap on covers. All leads are #18AWG wire, the ground wire is connected to the bottom, and quick connectors are supplied on all leads. Through branch circuit wiring, (4-in, 4-out).

ELECTRICAL

Input Voltage: 120/277V

Socket: Quick connect for LED reflectors

Operating Temp.: 122°F (50°C) max. ambient temperature

Dimming: Specified by reflector

Step Down Transformer (converts 277V input to 120V):

Optional 50W step down transformer installed (NHIC-5LMRAT/277). Through branch wiring is limited to 3-in and 3-out.

COMPATIBILITY

NLCBC-5 / NLCBC2-5 - Cobalt Series

NRMC-5 - Marquise I Series

NRMC2-5 - Marquise II Series

NOX-56 / NOXAC-56 / NOXTW-56 - 5" Onyx Series

NLPR-56 - PRISM Series

Emergency: Housing can be specified with an emergency battery installed on frame (Cobalt only). Requires top access.

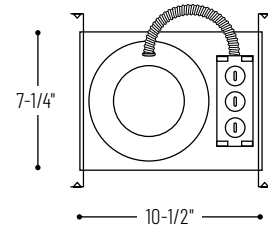
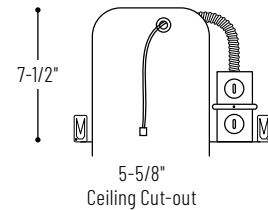

- Up to 7.5W emergency illumination with LEDs
- Illumination Time: 90min
- Voltage: 120/277 VAC, 60Hz
- Output Voltage: 15.0-50.0 VDC
- Remote test switch included

LABELS AND LISTINGS

- cULus Listed for Damp Location (wet location when used with compatible reflectors)
- Meets or exceeds ASTM-283 Air-Tight requirements
- Certified to the high efficacy requirements of California Title 24 JA8-2019
- RoHS compliant



PRODUCT IMAGES & DIMENSIONS



5" IC Air-Tight LED Dedicated New Construction Housing

Catalog No.

NHIC-5LMRAT = 5" IC Air-Tight Housing, 120/277V input (120V Triac/ELV dimming)

NHIC-5LMRAT/277 = 5" IC Air-Tight Housing, 277V input with 50W Step Down Transformer

NHIC-5LMRAT/EM = 5" IC Air-Tight Housing with Emergency Battery and Remote Test Switch, 120/277V input (Cobalt only - EM required)

NHIC-5LMRAT/277EM = 5" IC Air-Tight Housing with Emergency Battery and Remote Test Switch, 277V input with 50W Step Down Transformer (Cobalt only - EM required)

NHIC-5LMRAT/4W = 5" IC Air-Tight Housing, 120/277V input (120V Triac/ELV/0-10V & 277V 0-10V dimming, Cobalt only - LE4 required)

NHIC-5LMRAT/6WEM = 5" IC Air-Tight Housing with Emergency Battery and Remote Test Switch, 120/277V input (120V Triac/ELV/0-10V & 277V 0-10V dimming, Cobalt only - LE4EM required)

Example: **NHIC-5LMRAT** = 5" IC Air-Tight LED Dedicated New Construction Housing, 120/277V input