

NLCBC-669

6" Cobalt LED Adjustable Retrofit

Source: 14W LED

Up to 1200lm

PRODUCT DESCRIPTION

Cobalt retrofit series is cULus classified for use in existing IC or Non-IC housings manufactured by Nora and others. Patented adjustable mechanism rotates and adjusts while never exposing an opening or breaking the ceiling plane. Retrofit luminaires deliver up to 1200 lumens in various color temperature options. Cobalt series integrates the latest COB LED technology, giving bright spectacular light output and low power consumption.

FEATURES

- Retrofit existing 6" recessed housings
- Field adjustable beam spreads (flood installed, spot and narrow flood included)
- Up to 1200 lumen output
- 2700K, 3000K, 3500K or 4000K @ 90+ CRI
- COB LED Technology
- Integral dimmable driver
- Includes medium base socket adapter

SPECIFICATION

Trim: Aluminum spun reflector with deep set diffused lens for excellent visual comfort while providing high lumen output. Adjustable design rotates and adjusts while never exposing an opening or breaking the ceiling plane. Reflector places the LED optics deeper than the standard increasing the visual comfort. Additionally the deep cones reduces board images when off.

Adjustability: 358° rotate and 30° tilt

Optics: Spot (included), Medium (included) and Flood optic (installed)

Lens: Frosted Lens (installed) and Semi-Frosted Lens (included)

ELECTRICAL

Input Voltage: 120V or 120-277V, must specify

Lumens / Wattage: Up to 1200lm / 14W (Delivered lumens will vary depending on CCT, optic & finish)

Color Temperature: 2700K, 3000K, 3500K or 4000K

Color Rendering Index: 90+CRI

Beam Spread: 27° Spot, 53° Narrow Flood, 99° Flood

Operating Temperature: 0°C to 45°C

Life Expectancy: 54,000 Hours @ L70

Dimming: Triac, ELV or 0-10V (must specify)

[Click Here](#) or check complete dimmer list at

www.NoraLighting.com in the "Compatibility" page under "Resources" tab

COMPATIBLE HOUSINGS

Cobalt retrofit reflectors are compatible with most 6" IC and Non-IC housings by Nora and others.

Fire Box

[NFBIC-6LMRATA*](#)

ICAT Dedicated LED

[NFBIC-6LMRATA/4W](#)

ICAT Dedicated LED for LE4

[NFBIC-SINCATA](#)

ICAT Line Voltage

New Construction

[NHIC-27LMRAT*](#)

Shallow ICAT Dedicated LED

[NHIC-6LMRAT*](#)

ICAT Dedicated LED

[NHIC-6LMRAT/4W*](#)

ICAT Dedicated LED for LE4

[NHIC-6LMRAT/EM*](#)

ICAT Dedicated LED for EM

[NHIC-6LMRAT/6WEM*](#)

ICAT Dedicated LED for EM+LE4

[NHIC-6LMRAT/277*](#)

ICAT Dedicated LED, 277V

(includes step-down transformer)

[NHICCP-6LMRAT*](#)

Chicago Plenum Dedicated LED

[NHIC-27QAT](#)

Shallow ICAT Line Voltage

[NHIC-17QAT](#)

ICAT Line Voltage

[NH-26Q](#)

Non-IC Line Voltage

[NHIC-6G24ATFL](#)

ICAT GU24

Remodel

[NHRIC-27LMRAT*](#)

Shallow ICAT Dedicated LED

[NHRIC-6LMRAT*](#)

ICAT Dedicated LED

[NHRIC-27QAT](#)

Shallow ICAT Line Voltage

[NHRIC-17QAT](#)

ICAT Line Voltage

[NHR-26Q](#)

Non-IC Line Voltage

* Nora Dedicated LED housings are cULus listed for use only with Nora LED Retrofits.

Retrofit: Cobalt retrofit series includes medium base screw-socket adapter ([NRA-21ISM](#)) for retrofitting into existing medium base downlight housings. GU24 socket adapter is available for use with GU24 housings, must specify [NRA-212SM](#).

ACCESSORIES

[NLCBC-669TIR15](#): 15° Premium TIR optic, must specify ring finish.

[NLCBC-60R](#): Oversize ring up to 8", must specify finish.

LABELS AND LISTINGS

- cULus classified for Damp Locations when used with compatible housing
- Suitable for Type IC and Non-IC
- Certified to the high efficacy requirements of California Title 24 JA8-2022
- RoHs Compliant
- 5-Year Limited Warranty
- FCC compliant



Type

Project

Catalog No.

Notes

Performance Data

Part Number	Lumens	CCT
NLCBC-66927XWW	1058lm	2700K
NLCBC-66930XWW	1164lm	3000K
NLCBC-66935XWW	1167lm	3500K
NLCBC-66940XWW	1213lm	4000K

Delivered lumens will vary depending on CCT, optic and finish

PRODUCT IMAGES & DIMENSIONS

PATENT No.:
D917,090S



BB
Black Reflector
Black Flange

BZBZ
Bronze Reflector
Bronze Flange



HZN
Haze Reflector
Natural Metal Flange



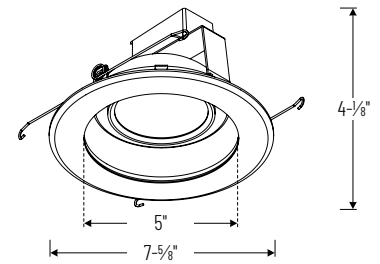
HZW
Haze Reflector
White Flange



MPW
Matte Powder White Reflector
Matte Powder White Flange



WW
White Reflector
White Flange



6" Cobalt LED Adjustable Retrofit

Color Temperature	Reflector Finish / Flange Finish	Dimming & Emergency
NLCBC-66927X = 2700K	BB = Black Reflector / Black Flange	(blank) = 120V Triac/ELV
NLCBC-66930X = 3000K	BZBZ = Bronze Reflector / Bronze Flange	EM = Remote Emergency (requires Nora EM housing)
NLCBC-66935X = 3500K	HZN = Haze Reflector / Natural Metal Flange	
NLCBC-66940X = 4000K	HZW = Haze Reflector / White Flange	
	MPW = Matte Powder White Reflector / Matte Powder White Flange	
	WW = White Reflector / White Flange	
NLCBC-66930X = 3000K	HZW = Haze Reflector / White	LE4 = 120V 0-10V/Triac/ELV
NLCBC-66935X = 3500K	WW = White Reflector / White	277V 0-10V (requires Nora 4W housing)
		LE4EM = LE4 w/ Remote Emergency (requires Nora 6WEM housing)

Optional Accessories

Description	Ring Finish
NLCBC-669TIR15 = 15° TIR optic	B = Black BZ = Bronze HZ = Haze MPW = Matte Powder White WW = White / White
NLCBC-60R = Oversize Ring	B = Black BZ = Bronze MPW = Matte Powder White WW = White / White
NRA-21ISM = Medium base screw-in socket (included)	
NRA-212SM = Socket adapter for use with GU24 housings	

Example: [NLCBC-66935XWW](#) = 6" Cobalt LED Adjustable Retrofit, 3500K, White Reflector / White Flange, 120V input; Triac / ELV dimming

PHOTOMETRICS

6" Cobalt LED Adjustable Retrofit

Type

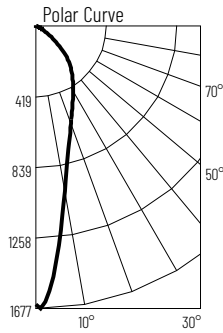
Project

Catalog No.

Notes

Test Information

Test Number: NTR11169
 Part Number: NLCBC-6694OSWW
 Beam Spread: Spot
 Lumens: 1194lm
 Wattage: 13.1W
 Efficacy: 91lpw
 CCT / CRI: 4000K / 90 CRI
 Spacing Criteria (0°-180°): 0.42
 Spacing Criteria (90°-270°): 0.44



Illuminance at a Distance

Distance from Luminaire	FC at Nadir	Beam Diameter
4'	57.9fc	3'-5"
6'	25.7fc	5'-1"
8'	14.5fc	6'-10"
10'	9.3fc	8'-6"
12'	6.4fc	10'-4"

Zonal Lumen Summary

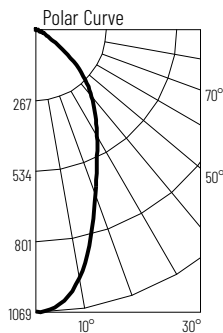
Zone	Lumens	% Luminaire
0-30	568	47.5
0-40	808	67.7
0-60	1114	93.3
0-90	1183	99
90-180	11	1
0-180	1194	100

Candela Table

Vertical Angles	Candela
0	1653
5	1364
15	748
25	515
35	386
45	267

Test Information

Test Number: NTR11168
 Part Number: NLCBC-6694OMWW
 Beam Spread: Narrow Flood
 Lumens: 1213lm
 Wattage: 13.1W
 Efficacy: 93lpw
 CCT / CRI: 4000K / 90 CRI
 Spacing Criteria (0°-180°): 0.76
 Spacing Criteria (90°-270°): 0.76



Illuminance at a Distance

Distance from Luminaire	FC at Nadir	Beam Diameter
4'	42.4fc	5'-6"
6'	18.9fc	8'-4"
8'	10.6fc	11'
10'	6.8fc	13'-10"
12'	4.7fc	16'-6"

Zonal Lumen Summary

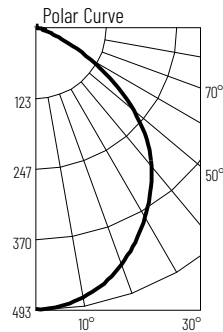
Zone	Lumens	% Luminaire
0-30	579	47.8
0-40	829	68.3
0-60	1136	93.7
0-90	1201	99
90-180	12	1
0-180	1213	100

Candela Table

Vertical Angles	Candela
0	1067
5	1046
15	822
25	554
35	401
45	271

Test Information

Test Number: NTR11167
 Part Number: NLCBC-6694OFWW
 Beam Spread: Flood
 Lumens: 1099lm
 Wattage: 13.1W
 Efficacy: 84lpw
 CCT / CRI: 4000K / 90 CRI
 Spacing Criteria (0°-180°): 1.22
 Spacing Criteria (90°-270°): 1.18



Illuminance at a Distance

Distance from Luminaire	FC at Nadir	Beam Diameter
4'	26.6fc	9'-2"
6'	11.8fc	13'-10"
8'	6.7fc	18'-5"
10'	4.3fc	23'-1"
12'	3fc	27'-8"

Zonal Lumen Summary

Zone	Lumens	% Luminaire
0-30	369	33.6
0-40	592	53.8
0-60	975	88.7
0-90	1087	98.9
90-180	11.8	1.1
0-180	1099	100

Candela Table

Vertical Angles	Candela
0	491
5	490
15	472
25	430
35	372
45	300

Lumen Output Multipliers

Color Temperature: 2700K (0.87), 3000K (0.96), 3500K (0.96), 4000K (1.00)