

NS-401QAT

4" Non-IC Air-Tight Line Voltage New Construction Housing

Source: 50W R/PAR20 max.

Type

Project

Catalog No.

Notes

PRODUCT DESCRIPTION

New construction housing for use where insulation can be kept 3" away from housing. Air-tight construction provides energy savings by reducing the flow of air through the ceiling. The housing is labeled for use with Nora 4" line voltage trims and compatible with all LED retrofits.

FEATURES

- Air-Tight energy saving by reducing the flow of air through the ceiling
- Internal thermal protection
- cULus listed for damp location and through branch circuit wiring
- Quick connect provided
- 24-1/2" Bar hangers with captive nails and alignment foot
- Accommodates 1-3/8" maximum ceiling thickness

CONSTRUCTION

Plastic Frame: 0.040 steel frame with integral bar hanger brackets.

Housing: 0.035 white baked enamel one-piece drawn steel. Accommodates ceiling thickness from 5/8" to 1-3/8".

Minimum Clearance: Non-IC housings require a minimum clearance of 3" from thermal insulation and 1/2" from adjacent building components.

Air Flow Restriction: Housing has factory installed gaskets to restrict airflow from room into ceiling plenum to <2CFM (cubic feet per minute) in accordance with ASTM-283 Air-Tight requirements.

Socket: Galvanized steel socket plate adjusts inside housing for optimum light performance. Contains a single medium base socket. Protective cap included to protect socket interior during ceiling painting. Socket plate can be removed in the field to convert to a floating socket.

Bar Hangers: Two 13-3/4" to 24-1/2" adjustable bar hangers with captive nails are included on frame. Hanger bars have T-Bar slot and alignment feet. Bar hangers are parallel to junction box, but can be repositioned 90° perpendicular to junction box if desired. "L" Shaped bar hanger foot to align to bottom of construction joist. A T-Bar notch allows easy installation in a suspended ceiling.

Junction Box: Prewired 25 cubic inch 0.060" thick galvanized steel box with seven 1/2" knockouts. Electrical grounding automatic when feeding with grounded steel EMT pipe or flex. All leads are #18AWG wire, the ground wire is connected to the bottom, and quick connectors are supplied on all leads. Maximum of 8 no. 12 AWG through branch circuit conductors suitable for at least 90°C permitted in junction box.

Romex Strain Relief: Junction box includes two Romex tabs with two slots at each tab for NM-cables of 12/2 to 14/2. The strain relief allows for easy installation and less materials.

Quick Connect Feature: Housing contains three UL approved quick connections that allow insertion of 1/4" stripped solid or tinned standard conductors to be inserted into the connector. Connectors are pre-attached to fixture power, common, and ground circuits.

Thermal Protector: Standard UL thermal protector rated for 90°C is affixed to inner top surface of housing.

ELECTRICAL

Input Voltage: 120V









Socket: Medium base

Lamp: R/PAR20


Wattage: 50W max.

(can be labeled for lower wattages - see options below)

COMPATIBLE TRIMS

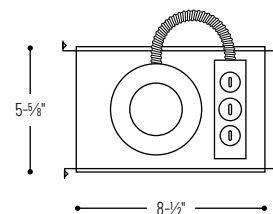
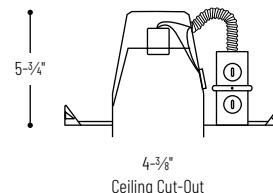

CATALOG NO.	DESCRIPTION
NS-12	4" Round Adjustable Gimbal
NS-18	4" Round Adjustable Eyeball
NS-22 	4" Round Albalite Lensed Trim
NS-23 	4" Round Fresnel Lensed Trim
NS-24 	4" Round Drop Opal Lensed Trim
NS-25 	4" Round Frosted Dome Lensed Trim
NS-26 	4" Round Frosted Flat Lensed Trim
NS-27 	4" Round Frosted Flat Lens w/ Clear Center
NS-40	4" Baffle
NS-40P	4" Phenolic Baffle
NS-41	4" Black Baffle
NS-41P	4" Black Phenolic Baffle
NS-42	4" Gold Reflector
NS-44	4" Clear Reflector
NS-44HZ	4" Haze Reflector
NS-45	4" Round Trim with 1" Round Pinhole
NS-46	4" White Reflector
NS-47	4" Round Adjustable Slot Aperture
NS-48	4" Wall Wash with Baffle
NS-4855	4" Square Trim with 2" Square Pinhole
NS-4857	4" Square Reflector with Square Aperture
NS-4910	4" Square Baffle
NS-4912	4" Square Adjustable Gimbal
NS-4914	4" Square Reflector with Round Aperture
NS-4926 	4" Square Frosted Flat Lensed Trim
NS-50	4" Wall Wash with Reflector
NS-52	4" Natural Metal Reflector
NS-53	4" Copper Reflector
NS-53BZ	4" Bronze Reflector
NS-76 	4" Round Lensless Baffle Shower Trim

LABELS AND LISTINGS

- cULus Listed for Damp Location w/ Feed Through  Wet Location when used with designated trims
- Meets or exceeds ASTM-283 Air-Tight Requirements



PRODUCT IMAGES & DIMENSIONS



4" Non-IC Air-Tight Line Voltage New Construction Housing

Housing Type

NS-401QAT: 4" Non-IC Air-Tight Line Voltage New Construction Housing

NS-401QAT/25: 4" Non-IC Air-Tight Line Voltage New Construction Housing, labeled for 25W

NS-401QAT/20: 4" Non-IC Air-Tight Line Voltage New Construction Housing, labeled for 20W

NS-401QAT/15: 4" Non-IC Air-Tight Line Voltage New Construction Housing, labeled for 15W

NS-401QAT/10: 4" Non-IC Air-Tight Line Voltage New Construction Housing, labeled for 10W

NS-401QAT/5: 4" Non-IC Air-Tight Line Voltage New Construction Housing, labeled for 5W

Example: **NS-401QAT** = 4" Non-IC Air-Tight Line Voltage New Construction Housing