

NI0B-1RSL
 1" Iolite BWF Round Slot Aperture
 Source: 9W or 10W LED
 600lm

PRODUCT DESCRIPTION

1" Iolite BWF downlights can be specified for use with Iolite new construction or remodel housings. Adjustable slot aperture focus the beam spread through 1-1/8" x 1-3/8" opening.

FEATURES

- 600lm / 9W or 10W
- 2700K, 3000K, 3500K, 4000K, 5000K @ 90+ CRI
- Comfort Dim (warm dimming) also available
- Flood optic, narrow flood and spot optics (included)
- 5-Year limited warranty

SPECIFICATION

Construction: Trims are constructed of heat dissipating, die-cast aluminum. The aluminum die-cast LED heat sink is threaded to fit the trim and transfer heat.

Mounting: Luminaire includes friction blades to mount securely to housing.

Field Changeable Optics: Three field changeable optics (spot, narrow flood and flood) are included with each LED module.

ELECTRICAL

Lumens / Wattage: 600lm / wattage varies by housing (9W / LE3 or 10W / LE4)

Color Temperature: 2700K, 3000K, 3500K, 4000K, 5000K

Color Rendering Index: 90+CRI

Operating Temperature: 0°C to 40°

Lifetime: 50,000 hours @ L70

Comfort Dim: Comfort Dim color tunes the temperature from a bright 3000K, to a romantic and comfortable 1900K on a gradual, even curve.

Dimming: Specified by housing

COMPATIBLE HOUSINGS

Luminaires are compatible with respective Iolite housings manufactured by Nora Lighting.

CATALOG NO.	DESCRIPTION	LUMENS / WATTAGE
NH0ICD-16LE3	ICAT New Construction, 120V; Triac/ELV	600lm / 9W
NH0ICD-16LE4	ICAT New Construction, 120-277V; Triac/ELV/0-10V	600lm / 10W
NH0ICDCP-16LE3	Chicago Plenum, 120V; Triac/ELV	600lm / 9W
NH0ICDCP-16LE4	Chicago Plenum, 120-277V; Triac/ELV/0-10V	600lm / 10W
NHR0IC-16LE4	ICAT Remodel, 120-277V; Triac/ELV/0-10V	600lm / 10W

Accessories: Luminaires will accommodate (1) hex louver and (1) translucent deco collar or opaque snoot, no accessory holder is required, see accessories page.

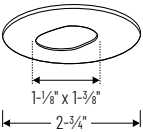
LABELS AND LISTINGS

- cULus Listed for Damp Locations
- [5-Year Limited Warranty](#)
- RoHS Compliant
- Certified to the high efficacy requirements of California Title 24 JA8-2022



Type
Project
Catalog No.
Notes

PRODUCT IMAGES & DIMENSIONS



NI0B-1RSL
 Round Adjustable Slot Aperture
 Adjustability:
 New Construction: 30° / Remodel: 15°



BB
 Black Slot Aperture
 Black Flange



BMPW
 Black Slot Aperture
 Matte Powder White Flange



HZMPW
 Haze Slot Aperture
 Matte Powder White Flange



MPW
 Matte Powder White Slot Aperture
 Matte Powder White Flange

1" Iolite BWF Round Slot Aperture - Dedicated Housing Required

Color Temperature	Finish
NI0B-1RSL27X = 2700K	BB = Black / Black
NI0B-1RSL30X = 3000K	BMPW = Black / Matte Powder White
NI0B-1RSL35X = 3500K	HZMPW = Haze / Matte Powder White
NI0B-1RSL40X = 4000K	MPW = Matte Powder White
NI0B-1RSL50X = 5000K	
NI0B-1RSLCDX = Comfort Dim (3000K-1900K) [†]	

[†] 1" Comfort Dim uses a different dimming curve than 2" & 4" Comfort Dim

Compatible Housings

Housing Type
NH0ICD-16LE3 = ICAT New Construction / Triac/ELV / 600lm / 9W
NH0ICD-16LE4 = ICAT New Const. / Triac/ELV/0-10V / 600lm / 10W
NH0ICDCP-16LE3 = Chicago Plenum / Triac/ELV / 600lm / 9W
NH0ICDCP-16LE4 = Chicago Plenum / Triac/ELV/0-10V / 600lm / 10W
NHR0IC-16LE4 = ICAT Remodel / Triac/ELV/0-10V / 600lm / 10W

Example: **NI0B-1RSL27XMPW** = 1" Iolite BWF Round Slot Aperture, 2700K, Matte Powder White finish, 600lm

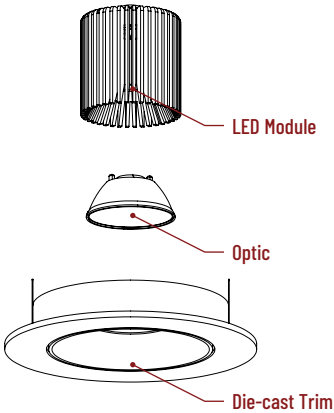
1" Iolite Accessories

1" Iolite BWF Round Slot Aperture

Type	
Project	
Catalog No.	
Notes	

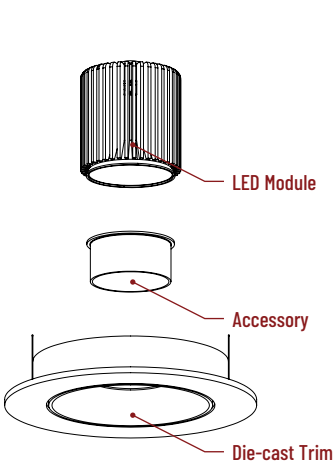
FIELD CHANGEABLE OPTICS

Iolite luminaires include spot, narrow flood and flood optics. Optics can be changed in the field by removing LED module from die-cast trim. Optional frosted optics are available.



ACCESSORIES

Iolite accessories can be added at any point in the design process. Accessories easily install between LED module and die-cast trim. Luminaire will accommodate (1) hex louver and (1) collar accessory, no accessory holder required.



Translucent Decorative Collar	Opaque Collar Snoot	Hex Cell Louver
NIO-1AS15(color) NIO-1AS19(color) NIO-1AS24(color) Color: AM (amber), BLU (blue), FR (frosted), R (red)	NIO-1AS15(color) NIO-1AS19(color) NIO-1AS24(color) Color: MPW (matte powder white), WH (white)	NIO-1HC
5/8" length 3/4" length 1" length	5/8" length 3/4" length 1" length	Black
Translucent collars color the aperture with the specified color while producing white general light. Collars are available in different lengths. Use to add interest, create a theme, match a theme or define a space.	Opaque snoot greatly reduces aperture brightness while preserving light output.	Hex cell louver subtly reduces aperture brightness by reducing light output by about 20%.

FLUSH MOUNT

1" Iolite BWF downlights can be installed flush with the drywall for a flush mount appearance. A flush mount mud ring is installed after the drywall and a professional drywall finisher floats the ceiling to blend in the mud ring.

