

NRM2-411 / NRM2-412 / NRM2-413 / NRM2-418

4" Marquise II Reflectors

Source: 15W or 18W LED
900lm or 1500lm

PRODUCT DESCRIPTION

Marquise II COB Series enhances an established series of downlighting with the latest COB technology by Cree®. The COB allows for better optic control offering 3 beam spreads. Beam spreads focus the light down to the work plane from high ceiling applications.

FEATURES

- Cree® COB LED Technology
- Spot, narrow flood or flood beam spreads
- 900lm or 1500lm LED packages
- 2700K, 3000K, 3500K and 4000K @ 90+CRI
- 5-year Limited Warranty
- cULus listed for wet locations
- ENERGY STAR certified

CONSTRUCTION

Trim: Aluminum spun reflector with deep set diffused lens for excellent visual comfort while providing high lumen output.

Mounting: Trim includes friction blades to mount trim securely to housing.

ELECTRICAL

Lumens / Wattage:

L09 = 900lm / 15W

L15 = 1500lm / 18W

Color Temperature: 2700K, 3000K, 3500K, 4000K

Color Rendering Index: 90+CRI

Beam Spread:

S = 37° Spot

M = 63° Narrow Flood

F = 94° Flood

Operating Temperature: Determined by housing

Lifetime: 60,000 hours @ L70

COMPATIBLE HOUSINGS

Reflectors are compatible with respective Marquise II series housings manufactured by Nora Lighting.

CATALOG NO. DESCRIPTION

NRM2-415	4" Non-IC New Construction (1500lm)
NHRM2-415	4" Non-IC Remodel (1500lm)
NHRM2-409	4" IC New Construction (900lm)
NHRM2-409	4" IC Remodel (900lm)
NHRM2-415	4" IC Double Wall (1500lm)

DECO GLASS OPTIONS

NRM2-418 is compatible with up to two decorative glass options, sold separately. Each glass includes mounting hardware (NRA-203).

[NTG-4B/80](#) 4" Tempered Blue Glass with 3-1/8" Open Center

[NTG-4CF](#) 4" Tempered Clear Glass with Frosted Center

[NTG-4FC](#) 4" Tempered Frosted Glass with Clear Center

[NTG-4HC](#) 4" Tempered Clear Glass with Frosted Center and 3-1/8" Open Center

LABELS AND LISTINGS

- cULus Listed for Wet Location when used with compatible housing
- ENERGY STAR® certified
- Certified to the high efficacy requirements of California Title 24 JA8-2019
- [5-Year Limited Warranty](#)
- WSEC ASTM E283 for Air-Tight




Type

Project

Catalog No.

Notes

PRODUCT IMAGES AND DIMENSIONS



4" Marquise II Reflectors - Dedicated Housing Required

Reflector Type	Lumens / Wattage	Color Temp.	Beam Spread	Finish (see chart below)
NRM2-411 = Round Open Reflector	L09 = 900lm / 15W	27 = 2700K	S = Spot	BB = Black / Black Flange
NRM2-412 = Round Baffle	L15 = 1500lm / 18W	30 = 3000K	M = Narrow Flood	BW = Black / White Flange
NRM2-413 = Square Open Reflector		35 = 3500K	F = Flood	BZ = Bronze / Bronze Flange
NRM2-418 = Round Deco Glass*		40 = 4000K		CO = Copper / Copper Flange
				CW = Specular Clear / White Flange
				DD = Diffused Clear / Diffused Flange
				DW = Diffused Clear / White Flange
				HZ = Haze / Haze Flange
				HZW = Haze / White Flange
				MPW = Matte Powder White
				NN = Natural Metal / Natural Metal Flange
				WW = White / White Flange

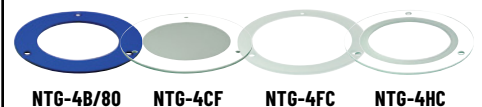
* Glass ordered separately

Available Finishes

	BB	BW	BZ	CO	CW	DD	DW	HZ	HZW	MPW	NN	WW
411	*	*	*	*	*	*	*	*	*	*	*	*
412		*	*	*	*	*	*	*	*	*	*	*
413			*	*	*	*	*	*	*	*	*	*
418	*	*	*	*	*	*	*	*	*	*	*	*

4" Decorative Glass - Requires NRM2-418

Glass Type
NTG-4B/80 = Tempered Blue Glass with 3-1/8" Open Center
NTG-4CF = Tempered Clear Glass with Frosted Center
NTG-4FC = Tempered Frosted Glass with Clear Center
NTG-4HC = Tempered Clear Glass w/Frosted Center & 3-1/8" Open Center



Example: **NRM2-411L1530S**WW = 4" Marquise II Round Open Reflector, 1500lm / 18W LED, 3000K, Spot Beam Spread, White Reflector / White Flange

PHOTOMETRICS

4" Marquise II Series
900 lumens

Type

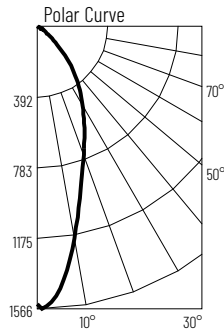
Project

Catalog No.

Notes

Test Information

Test Number: NTR11305
Part Number: NRM2-411L0940SWW
Beam Spread: 35° Spot
Lumens: 1233lm
Wattage: 14.79W
Efficacy: 83lpw
CCT / CRI: 4000K / 90 CRI
Spacing Criteria (0°-180): 0.54
Spacing Criteria (90°-270): 0.54



Illuminance at a Distance

Distance from Luminaire	FC at Nadir	Beam Diameter
4'	97.6fc	2'-6"
6'	43.4fc	3'-8"
8'	24.4fc	5'
10'	15.6fc	6'-2"
12'	10.8fc	7'-6"

Zonal Lumen Summary

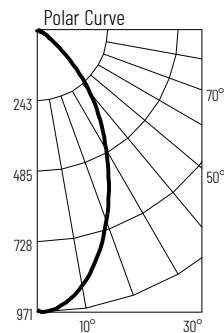
Zone	Lumens	% Luminaire
0-30	635	51.5
0-40	890	72.2
0-60	1164	94.4
0-90	1225	99.4
90-180	8	0.6
0-180	1233	100

Candela Table

Vertical Angles	Candela
0	1561
5	1413
15	867
25	578
35	408
45	243

Test Information

Test Number: NTR11304
Part Number: NRM2-411L0940MWW
Beam Spread: 64° Narrow Flood
Lumens: 1242lm
Wattage: 15.06W
Efficacy: 82lpw
CCT / CRI: 4000K / 90 CRI
Spacing Criteria (0°-180): 0.9
Spacing Criteria (90°-270): 0.92



Illuminance at a Distance

Distance from Luminaire	FC at Nadir	Beam Diameter
4'	60.3fc	5'
6'	26.8fc	7'-6"
8'	15.1fc	10'
10'	9.7fc	12'-6"
12'	6.7fc	15'

Zonal Lumen Summary

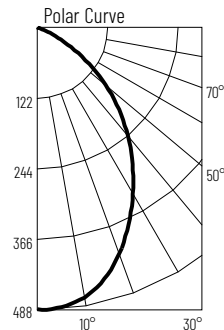
Zone	Lumens	% Luminaire
0-30	606	48.8
0-40	876	70.5
0-60	1168	94
0-90	1234	99.3
90-180	9	0.7
0-180	1242	100

Candela Table

Vertical Angles	Candela
0	965
5	948
15	825
25	620
35	431
45	255

Test Information

Test Number: NTR11303
Part Number: NRM2-411L0940FWW
Beam Spread: 94° Flood
Lumens: 1035lm
Wattage: 14.63W
Efficacy: 71lpw
CCT / CRI: 4000K / 90 CRI
Spacing Criteria (0°-180): 1.2
Spacing Criteria (90°-270): 1.2



Illuminance at a Distance

Distance from Luminaire	FC at Nadir	Beam Diameter
4'	30.4fc	8'-7"
6'	13.5fc	13'
8'	7.6fc	17'-4"
10'	4.9fc	21'-7"
12'	3.4fc	25'-11"

Zonal Lumen Summary

Zone	Lumens	% Luminaire
0-30	367	35.5
0-40	585	56.6
0-60	934	90.2
0-90	1028	99.3
90-180	7	0.7
0-180	1035	100

Candela Table

Vertical Angles	Candela
0	486
5	485
15	462
25	415
35	350
45	267

Lumen Output Multipliers

Color Temperature: 2700K (0.84), 3000K (0.93), 3500K (0.95), 4000K (1.00)

PHOTOMETRICS

4" Marquise II Series
1500 lumens

Type

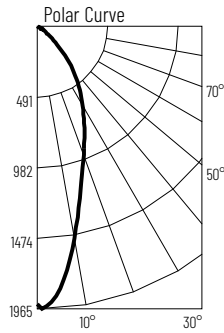
Project

Catalog No.

Notes

Test Information

Test Number: NTR11308
Part Number: NRM2-411L1540SWW
Beam Spread: 39° Spot
Lumens: 1658lm
Wattage: 16.4W
Efficacy: 101lpw
CCT / CRI: 4000K / 90 CRI
Spacing Criteria (0°-180): 0.6
Spacing Criteria (90°-270): 0.6



Illuminance at a Distance

Distance from Luminaire	FC at Nadir	Beam Diameter
4'	123fc	2'-10"
6'	54.5fc	4'-4"
8'	30.7fc	5'-8"
10'	19.6fc	7'-1"
12'	13.6fc	8'-6"

Zonal Lumen Summary

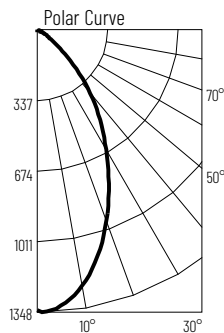
Zone	Lumens	% Luminaire
0-30	865	52.2
0-40	1206	72.7
0-60	1567	94.5
0-90	1646	99.3
90-180	12	0.7
0-180	1658	100

Candela Table

Vertical Angles	Candela
0	1962
5	1838
15	1204
25	791
35	545
45	318

Test Information

Test Number: NTR11307
Part Number: NRM2-411L1540MWW
Beam Spread: 62° Narrow Flood
Lumens: 1671lm
Wattage: 16.7W
Efficacy: 100lpw
CCT / CRI: 4000K / 90 CRI
Spacing Criteria (0°-180): 0.9
Spacing Criteria (90°-270): 0.9



Illuminance at a Distance

Distance from Luminaire	FC at Nadir	Beam Diameter
4'	84.1fc	4'-10"
6'	37.4fc	7'-2"
8'	21fc	9'-8"
10'	13.5fc	12'-1"
12'	9.3fc	14'-6"

Zonal Lumen Summary

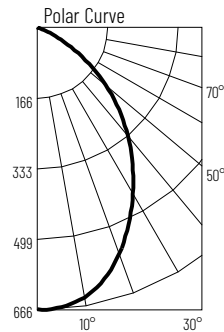
Zone	Lumens	% Luminaire
0-30	831	49.7
0-40	1192	71.3
0-60	1575	94.2
0-90	1659	99.3
90-180	12	0.7
0-180	1671	100

Candela Table

Vertical Angles	Candela
0	1345
5	1326
15	1147
25	843
35	576
45	335

Test Information

Test Number: NTR11306
Part Number: NRM2-411L1540FWW
Beam Spread: 94° Flood
Lumens: 1410lm
Wattage: 16.6W
Efficacy: 85lpw
CCT / CRI: 4000K / 90 CRI
Spacing Criteria (0°-180): 1.2
Spacing Criteria (90°-270): 1.2



Illuminance at a Distance

Distance from Luminaire	FC at Nadir	Beam Diameter
4'	41.5fc	8'-7"
6'	18.5fc	12'-11"
8'	10.4fc	17'-2"
10'	6.7fc	21'-7"
12'	4.6fc	25'-11"

Zonal Lumen Summary

Zone	Lumens	% Luminaire
0-30	240	17.1
0-40	799	56.7
0-60	1273	90.3
0-90	1399	99.2
90-180	11	0.8
0-180	1410	100

Candela Table

Vertical Angles	Candela
0	665
5	662
15	631
25	568
35	478
45	363

Lumen Output Multipliers

Color Temperature: 2700K (0.84), 3000K (0.93), 3500K (0.95), 4000K (1.00)