

# NTE-8803

## Dipper LED Track Head

Source: 15W or 30W LED  
1000lm or 2300lm

Type \_\_\_\_\_

Project \_\_\_\_\_

Catalog No. \_\_\_\_\_

Notes \_\_\_\_\_

### PRODUCT DESCRIPTION

The Dipper provides an even wash off light using energy efficient LEDs. The indirect reflective design eliminates diode image for excellent visual comfort.

### FEATURES

- Can be used as an indirect luminaire or wall wash
- Available in two lengths (8" or 12")
- 3000K, 3500K or 4000K @ 90 CRI
- Available in black, silver and white finishes
- 5-year limited warranty

### SPECIFICATION

**Construction:** Die-cast aluminum body with indirect linear LED strip reflecting off a polished aluminum reflector providing excellent asymmetric wall washing.

**Mounting:** Track mounted with double locking adapters. The adapter safely holds fixture in track while allowing 355° rotation and 135° vertical adjustment.

### ELECTRICAL

**Input Voltage:** 120V

**Lumens / Wattage:** 1000lm / 15W or 2300lm / 30W

**Color Temperature:** 3000K, 3500K or 4000K

**Color Rendering Index:** 90+

**Dimming:** Triac or ELV

[Click Here](#) or check complete dimmer list at [www.NoraLighting.com](http://www.NoraLighting.com) in the "Compatibility" page under "Resources" tab

**Finishes:** Black, white and silver finishes are available; contact warehouse for custom finishes.

### ACCESSORIES

**NT-380:** Round Monopoint Canopy for Track Heads with Double Locking Adapter

### LISTING

- cULus Listed for dry locations
- 5-Year Limited Warranty



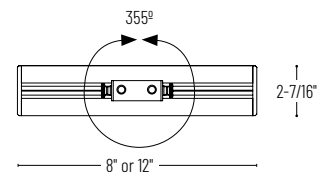
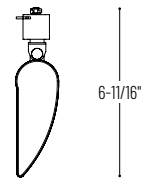
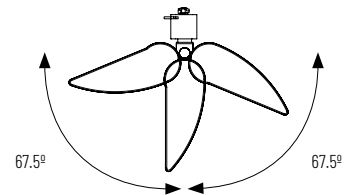
### PRODUCT IMAGES AND DIMENSIONS



**NTE-880315**  
8" Dipper



**NTE-880330**  
12" Dipper



### Dipper LED Track Head

Description
<b>NTE-88031530S</b> = 8" / 1000lm / 3000K / Silver Finish
<b>NTE-88031535W</b> = 8" / 1000lm / 3500K / White Finish
<b>NTE-88031540B</b> = 8" / 1000lm / 4000K / Black Finish
<b>NTE-88031540S</b> = 8" / 1000lm / 4000K / Silver Finish
<b>NTE-88031540W</b> = 8" / 1000lm / 4000K / White Finish
<b>NTE-88033030S</b> = 12" / 2300lm / 3000K / Silver Finish
<b>NTE-88033035B</b> = 12" / 2300lm / 3500K / Black Finish

### Optional Accessories

Description
<b>NT-380B</b> = Round Monopoint, Black Finish
<b>NT-380W</b> = Round Monopoint, White Finish

Example: **NTE-88033030S** = 12" Dipper LED Track Head, 2300lm / 30W, 3000K, Silver finish

# PHOTOMETRICS

## Dipper LED Track Head

Type

Project

Catalog No.

Notes

### Test Information

Test Number: 12460074.01  
 Part Number: NTE-88031530  
 Lumens: 941lm  
 Wattage: 14.4W  
 Efficacy: 65lpw  
 CCT / CRI: 3000K / 90 CRI  
 Spacing Criteria (0°-180°): 2.82  
 Spacing Criteria (90°-270°): 1.1

Multiple unit data (footcandles)

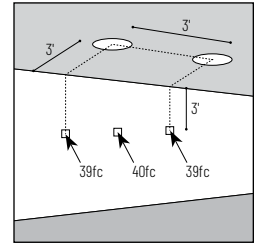
Distance from ceiling (ft.)	2' from wall 2' on center		
1'	20	18	20
2'	87	90	87
3'	56	60	56
4'	32	34	32
5'	19	20	19
6'	11	12	11
7'	7	7	7
8'	5	5	5
9'	3	3	3
10'	2	2	2

Multiple unit data (footcandles)

Distance from ceiling (ft.)	2' from wall 3' on center		
1'	18	13	18
2'	74	68	74
3'	47	49	47
4'	27	29	27
5'	16	18	16
6'	10	11	10
7'	6	7	6
8'	4	4	4
9'	3	3	3
10'	2	2	2

Multiple unit data (footcandles)

Distance from ceiling (ft.)	3' from wall 3' on center		
1'	0	1	0
2'	33	31	33
3'	39	40	39
4'	30	31	30
5'	21	22	21
6'	14	15	14
7'	10	10	10
8'	7	7	7
9'	5	5	5
10'	4	4	4



**Example:** Two luminaires located 3' from wall and spaced 3' on center, the illumination on the wall 3' down from ceiling will be 39fc beneath and 40fc between luminaires.

### Test Information

Test Number: 12460074.02  
 Part Number: NTE-88033030  
 Lumens: 1942lm  
 Wattage: 27.9W  
 Efficacy: 70lpw  
 CCT / CRI: 3000K / 90 CRI  
 Spacing Criteria (0°-180°): 2.82  
 Spacing Criteria (90°-270°): 1.2

Multiple unit data (footcandles)

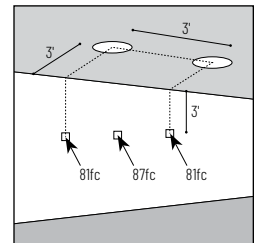
Distance from ceiling (ft.)	2' from wall 2' on center		
1'	49	53	49
2'	183	196	183
3'	120	130	120
4'	65	70	65
5'	35	37	35
6'	19	20	19
7'	12	12	12
8'	7	8	7
9'	5	5	5
10'	3	3	3

Multiple unit data (footcandles)

Distance from ceiling (ft.)	2' from wall 3' on center		
1'	44	40	44
2'	154	144	154
3'	100	104	100
4'	55	60	55
5'	30	33	30
6'	17	19	17
7'	11	11	11
8'	7	7	7
9'	5	5	5
10'	3	2	3

Multiple unit data (footcandles)

Distance from ceiling (ft.)	3' from wall 3' on center		
1'	1	2	1
2'	73	74	73
3'	81	87	81
4'	63	68	63
5'	44	48	44
6'	29	31	29
7'	19	20	19
8'	13	13	13
9'	9	9	9
10'	6	6	6



**Example:** Two luminaires located 3' from wall and spaced 3' on center, the illumination on the wall 3' down from ceiling will be 81fc beneath and 87fc between luminaires.