

NTLE-850

4' Track Pack with (3) 720lm Aiden LED Track Heads

Source: 10W LED per head
800lm per head

Type

Project

Catalog No.

Notes

PRODUCT DESCRIPTION

Track pack comes complete and ready to install with mounting hardware and track heads. Components includes: (1) 4' single circuit track, (2) end caps, (1) floating canopy feed and (3) 800lm Aiden LED track heads. The utilitarian style fits almost any design criteria.

FEATURES

- Over 75% energy savings when compared to incandescent
- 4' Track Pack includes all hardware and ready to install
- Black or white finish
- 800lm / 10W LED output per head
- Each track head includes a spot (included) and flood (installed) optic
- Easily to longer lengths or additional track heads
- Perfect for multi family homes or apartments
- 5-Year Limited Warranty

CONSTRUCTION

Track Extrusion: 0.030 die cast aluminum construction with 0.045 PVC insulators holding 12-gauge flat conductor wiring. Polarity groove is located on face of track to indicate location of grounding conductor.

Track Head: Die-cast aluminum head and body for maximum heat dissipation, with integral driver.

Track Head Adjustability: 350° horizontal and 90° vertical adjustment.

ELECTRICAL

Input Voltage: 120V

Lumens / Wattage Per Head: 800lm / 10W

Color Rendering Index: 80+ or 90+ (must specify)

Color Temperature: 2700K, 3000K or 4000K

Dimming: ELV

[Click Here](#) or check complete dimmer list at www.NoraLighting.com in the "Compatibility" page under "Resources" tab

Applications: Excellent choice for high ceiling applications in residential, commercial, retail stores, banquet halls, art and jewelry applications

LISTINGS AND WARRANTY

- cETLus Listed for dry locations
- [5-Year Limited Warranty](#)



PRODUCT IMAGES



NTLE-850B



NTLE-850S



NTLE-850W

4' Track Pack with (3) 800lm Aiden LED Track Heads

Color Temperature / Color Rendering Index / Finish

NTLE-85027S = 2700K / 80 CRI / Silver Finish

NTLE-85027W = 2700K / 90 CRI / White Finish

NTLE-850930B = 3000K / 90 CRI / Black Finish

NTLE-85030S = 3000K / 80 CRI / Silver Finish

NTLE-850930S = 3000K / 90 CRI / Silver Finish

NTLE-850930W = 3000K / 90 CRI / White Finish

NTLE-85040S = 4000K / 80 CRI / Silver Finish

NTLE-850940W = 4000K / 90 CRI / White Finish

Example: **NTLE-850930B** = 4' Track Pack with (3) Aiden LED Track Heads, 3000K / 90 CRI, Black finish

PHOTOMETRICS

4' Track Pack with (3) 720lm Aiden LED Track Heads

Source: 10W LED per head
800lm per head

Type

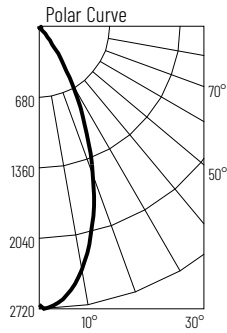
Project

Catalog No.

Notes

Test Information

Test Number: NTT11032
Part Number: NTL-850930W
Beam Spread: 25° Spot
Lumens: 821lm
Wattage: 10.36W
Efficacy: 79lpw
CCT / CRI: 3000K / 90 CRI
Spacing Criteria (0°-180): 0.42
Spacing Criteria (90°-270): 0.42



Illuminance at a Distance

Distance from Luminaire	FC at Nadir	Beam Diameter
4'	168fc	1'-10"
6'	74.5fc	2'-8"
8'	41.9fc	3'-6"
10'	26.8fc	4'-5"
12'	18.6fc	5'-4"

Zonal Lumen Summary

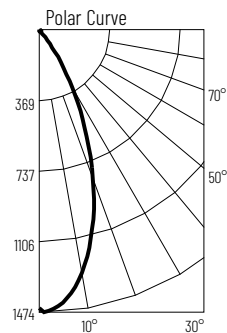
Zone	Lumens	% Luminaire
0-30	712	86.8
0-40	801	97.7
0-60	814	99.2
0-90	819	99.8
90-180	2	0.2
0-180	821	100

Candela Table

Vertical Angles	Candela
0	2683
5	2435
15	1048
25	456
35	144
45	9

Test Information

Test Number: NTT11033
Part Number: NTL-850930W
Beam Spread: 43° Flood
Lumens: 820lm
Wattage: 10.56W
Efficacy: 78lpw
CCT / CRI: 3000K / 90 CRI
Spacing Criteria (0°-180): 0.7
Spacing Criteria (90°-270): 0.7



Illuminance at a Distance

Distance from Luminaire	FC at Nadir	Beam Diameter
4'	91.3fc	3'-2"
6'	40.6fc	4'-10"
8'	22.8fc	6'-5"
10'	14.6fc	7'-11"
12'	10.1fc	9'-6"

Zonal Lumen Summary

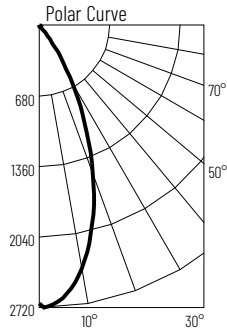
Zone	Lumens	% Luminaire
0-30	680	82.9
0-40	789	96.2
0-60	813	99.1
0-90	819	99.9
90-180	1	0.1
0-180	820	100

Candela Table

Vertical Angles	Candela
0	1658
5	1617
15	1220
25	634
35	192
45	17

Test Information

Test Number: NTT11032
Part Number: NTL-850940W
Beam Spread: 25° Spot
Lumens: 821lm
Wattage: 10.36W
Efficacy: 79lpw
CCT / CRI: 4000K / 90 CRI
Spacing Criteria (0°-180): 0.42
Spacing Criteria (90°-270): 0.42



Illuminance at a Distance

Distance from Luminaire	FC at Nadir	Beam Diameter
4'	173fc	1'-10"
6'	77.1fc	2'-8"
8'	43.4fc	3'-7"
10'	27.8fc	4'-5"
12'	19.3fc	5'-4"

Zonal Lumen Summary

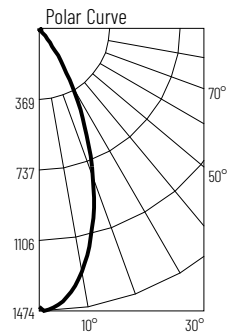
Zone	Lumens	% Luminaire
0-30	712	86.8
0-40	801	97.7
0-60	814	99.2
0-90	819	99.8
90-180	2	0.2
0-180	821	100

Candela Table

Vertical Angles	Candela
0	2683
5	2435
15	1048
25	456
35	144
45	9

Test Information

Test Number: NTT11033
Part Number: NTL-850940W
Beam Spread: 46° Flood
Lumens: 820lm
Wattage: 10.56W
Efficacy: 78lpw
CCT / CRI: 4000K / 90 CRI
Spacing Criteria (0°-180): 0.7
Spacing Criteria (90°-270): 0.7



Illuminance at a Distance

Distance from Luminaire	FC at Nadir	Beam Diameter
4'	85.4fc	3'-5"
6'	38fc	5'-1"
8'	21.4fc	6'-10"
10'	13.7fc	8'-6"
12'	9.5fc	10'-2"

Zonal Lumen Summary

Zone	Lumens	% Luminaire
0-30	680	82.9
0-40	789	96.2
0-60	813	99.1
0-90	819	99.9
90-180	1	0.1
0-180	820	100

Candela Table

Vertical Angles	Candela
0	1658
5	1617
15	1220
25	634
35	192
45	17