

NULB-8 Series

24V Silk SBC LED Lightbar

Source: 5W/ft. LED
350lm/ft.

Type _____

Project _____

Catalog No. _____

Notes _____

PRODUCT DESCRIPTION

The 24V Silk SBC LED Lightbar produces an incredible 350+ lumens per foot while consuming only 5W at 90+ CRI. The Silk SBC LED Lightbar eliminates the diode image to provide uniform reflectance of light without the hot spots generated by direct view mounted LEDs. The Solid Bus Connectors (SBC) provide a rigid connection between bars, while the flush mount adjustable mounting brackets allow complete zero to 90 degree adjustment. Silk features an ultra low-profile and is available in five lengths with a variety of contractor-friendly installation accessories. Silk SBC can be used in under cabinet, in cabinet, cove, display, and general commercial, retail and residential lighting applications.

FEATURES

- Uniform reflectance with NO diode image
- 350 lumens per foot
- 2700K, 3000K or 4000K @ 90+ CRI
- Five different lengths; 6", 12", 24", 36" and 48"
- Easy installation with flush mount 0°-90° adjustable mounting brackets (included)
- Solid Bus Connector (SBC) included
- Dimmable with dimmable power supply
- Aluminum and Black finish
- Can be connected up to 16' per run

INCLUDED WITH EVERY LIGHTBAR

(1) SBC End-to-End Connector [NAL-800], (2) Flat Mounting Clips [NAL-201], (2) 0°-90° Adjustable Mounting Clips [NAL-809]

Note: 36" and 48" lightbars include three mounting clips each

SPECIFICATION

Construction: Solid aluminum extrusion with flush mounted end caps

Finishes: Natural Aluminum or Black (special order)

ELECTRICAL

Input Voltage: 24V

Lumens / Wattage: 6" = 175lm / 2.4W; 12" = 350lm / 4.8W; 24" = 700lm / 9.6W; 36" = 1050lm / 14.4W; 48" = 1400lm / 19.2W

Color Temperature: 2700K, 3000K or 4000K

CRI: 90+ CRI

Operating Temperature: -25°C to 60°C

Dimming: Dimmable with Dimmable LED Driver

Maximum Run Length: 16'

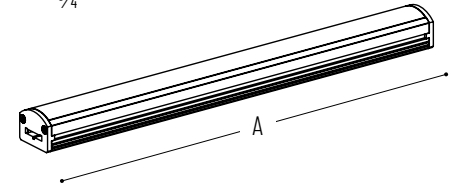
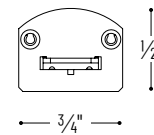
Life Expectancy: 30,000 hours @ L70

LABELS AND LISTINGS


- cULus Listed for Damp Location
- 3-Year Limited Warranty



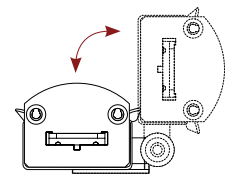
PRODUCT IMAGES & DIMENSIONS



Dimensions	Length (A)
NULB-806LED	5- ¹⁵ / ₁₆ "
NULB-812LED	11- ¹ / ₁₆ "
NULB-824LED	23- ⁹ / ₁₆ "
NULB-836LED	35- ¹ / ₁₆ "
NULB-848LED	46- ¹⁵ / ₁₆ "



Flat Mounting Clips
(included)



Adjustable Mounting Clips
(included)

24V Silk SBC LED Lightbar

Length / Lumens / Wattage	CCT / CRI	Finish
NULB-806LED = 6" / 175lm / 2.4W	927 = 2700K / 90 CRI	A = Natural Aluminum
NULB-812LED = 12" / 350lm / 4.8W	930 = 3000K / 90 CRI	B = Black (special order only)
NULB-824LED = 24" / 700lm / 9.6W	940 = 4000K / 90 CRI	
NULB-836LED = 36" / 1050lm / 14.4W		
NULB-848LED = 48" / 1400lm / 19.2W		

Example: **NULB-842LED930A** = 24" Silk SBC LED Lightbar, 3000K / 90 CRI, Natural Aluminum finish

NULB-8 Series

24V Silk SBC LED Lightbar Accessories

Type

Project

Catalog No.

Notes



Power Line Cable w/RCA Jack

NAL-808/24W 24" Cable
NAL-808/72W 72" Cable


Connects any Lightbar run to a driver through RCA jack.



Power Line Cable w/Open Wire

NAL-810/12W 12" Cable
NAL-810/72W 72" Cable

Connects any Lightbar run to a driver through an open wire.



Power Line Cable w/Terminal Block

NAL-812TBW 12" Cable
NAL-872TBW 72" Cable

Connects any Lightbar run to a driver through a terminal block.



Side Power Line Cable w/RCA Jack

NAL-807W 12" Right Feed
NAL-807LW 12" Left Feed
NAL-807/72W 72" Right Feed
NAL-807/72LW 72" Left Feed

Connects any Lightbar run to a driver through RCA jack at a 90° angle.



Side Power Line Cable w/Open Wire

NAL-811/12W 12" Right Feed
NAL-811/12LW 12" Left Feed
NAL-811/72W 72" Right Feed
NAL-811/72LW 72" Left Feed

Connects any Lightbar run to a driver through an open wire at a 90° angle.



Solid Bus Connector (SBC)

NAL-800

Used to join two fixtures seamlessly together. One included with each luminaire.



Interconnection Cable

NAL-802W 2" Cable
NAL-806W 6" Cable
NAL-812W 12" Cable
NAL-824W 24" Cable
NAL-872W 72" Cable

Used to join two fixtures together or to in-line dimmer or motion sensor.



In-Line Touch Dimmer Control

NAL-855

Tap "On" for 100%, tap again for 75%, again for 50%, again for 25% and again for "Off." No power failure memory.



In-Line Motion Sensor

NAL-830

12' maximum activation distance; 20 seconds auto off; 120° detection zone; 4A max. load memory.



Flat Mounting Clips

NAL-801 Pack of Two


Set of two brackets used to mount fixture flush. Two or three brackets are included with each luminaire.



0-90° Adjustable Mounting Clips

NAL-809 Pack of Two

Set of two brackets used to angle fixture between 0° to 90°. Two or three brackets are included with each luminaire.



45° Angled Mounting Clips

NAL-845 Pack of Two

Set of two brackets used to mount fixture at 45°.



Adjustable Mounting Clips

NAL-880 Pack of Two

Set of two brackets used to angle fixture between 0° to 180°.

NULB-8 Series

24V Silk SBC LED Lightbar Drivers & Accessories

Type

Project

Catalog No.

Notes



Direct Plug-In LED Driver

NATL-524W 24V 24W
NATL-545W 24V 45W

Input Voltage: 120V
Cable Length: 6'



Direct Plug-In LED Driver

NATL-596W 24V 96W

Input Voltage: 120V
Input Wire: 5' Cord and Plug
Output Wire: 44" Power line connector



Class II Hardwire LED Driver

NATL-5030HW 24V 30W
NATL-5060HW 24V 60W
NATL-5100HW 24V 81.6W

Input Voltage: 120-240V
Dimming: Non-Dimmable
Includes: 10' Power Line Connector



Class II Hardwire LED Driver
0-10V Dimming

NATL-5096-24-HWD10 24V 96W

Input Voltage: 120-277V
Dimming: 0-10V
Includes: 10' Power Line Connector



Class II Hardwire LED Driver
ELV Dimming

NATLED-5040HW 24V 40W

NATLED-5075HW 24V 75W

Input Voltage: 120V
Dimming: ELV
Includes: 10' Power Line Connector



Class II Hardwire LED Driver
with Breakers, MLV Dimming

NMT-303/24C2D1 3 x 100W

Input Voltage: 120V
Dimming: Magnetic Low Voltage
Breakers: (3) 100W
Includes: (3) 10' Power Line Connectors



Class II Hardwire LED Driver
with Regulator, MLV Dimming

NMTD-60/24D 24V 60W

NMTD-96/24D 24V 96W

Input Voltage: 120-277V
Dimming: Magnetic Low Voltage
Regulator: Integral regulator for constant current and voltage
Includes: 10' Power Line Connector



NEXUS® All-in-One LED Driver
and Dimmer

NATL-SWEX100/24A 24V 100W

NATL-SWEX/3FP 3 Face Plates

Input Voltage: 120V
Dimming: Integral Dimmer
Description: Eliminates the driver and allows 120V input and 24V output from a single gang box. 100-5% dimming and on/off switch.



Power Line Connector

NATL-10 10' Power Line
NATL-30 30' Power Line

For use with Class II drivers. Carries output from driver, requires power line interconnectors.

NATL-302W 5" Splitter

Splits power line connector into two separate leads, requires power line cable.



Touch Dimmer with Memory

NATL-518W

72W max., no power fail memory, touch on/off and hold to dim.



DC Plug & Play Motion Sensor

NAL-856W

12' Max activation distance; 20 second auto off; 120° detection zone; Max Load 4A.



Low Voltage Splice Box

NATL-415W

Use to join low voltage lead to power line connector.



Terminal/Splitter Block

NATL-407 4-Way
2-3/8"L x 1-1/8"W x 7/8"D

NATL-408 8-Way
4"L x 1-1/8"W x 7/8"D



16AWG In-Wall Rated Wire

NATL-W16-2-250 16AWG 250'
NATL-W16-2-20 16AWG 20'

16 AWG low voltage Class II two-conductor, in-wall rated wire.



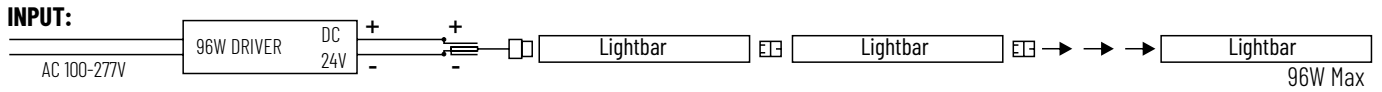
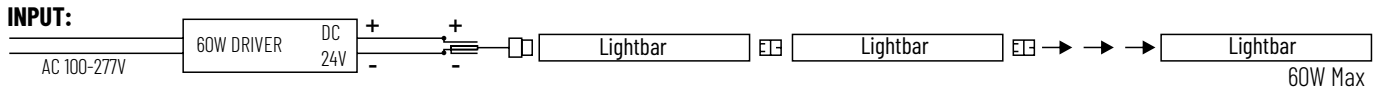
Wire Clip, Plastic - 10pk

NATL-404W J-Clip
NATL-405W Over the Wire
NATL-406W Square Clip

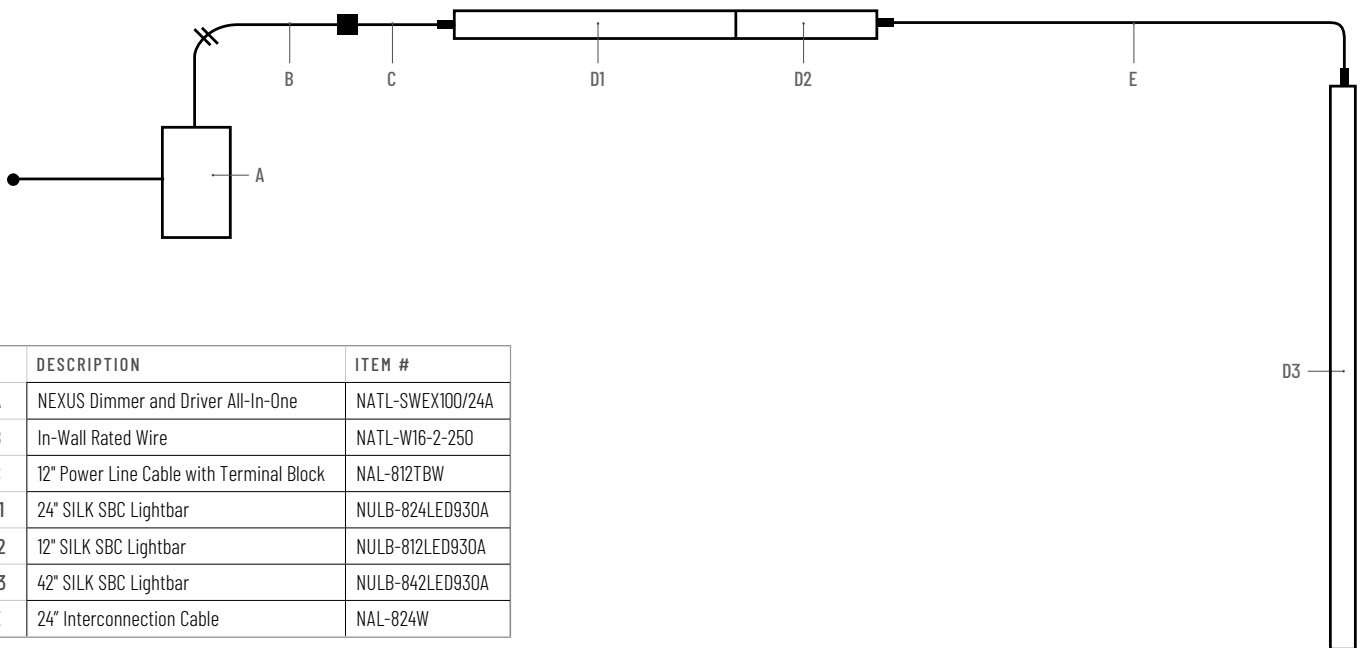
NULB-8 Series

24V Silk SBC LED Lightbar - Sample Layout

Type	
Project	
Catalog No.	
Notes	



Please make sure that the total power of the run does not exceed the rating of the driver.



	DESCRIPTION	ITEM #
A	NEXUS Dimmer and Driver All-In-One	NATL-SWEX100/24A
B	In-Wall Rated Wire	NATL-W16-2-250
C	12" Power Line Cable with Terminal Block	NAL-812TBW
D1	24" SILK SBC Lightbar	NULB-824LED930A
D2	12" SILK SBC Lightbar	NULB-812LED930A
D3	42" SILK SBC Lightbar	NULB-842LED930A
E	24" Interconnection Cable	NAL-824W