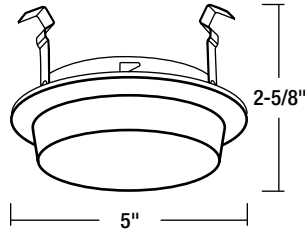


NS-24
Drop Opal Lens with Metal Trim

TRIM DIMENSIONS



Trim OD: 5"
 Height: 2-5/8"

FEATURES

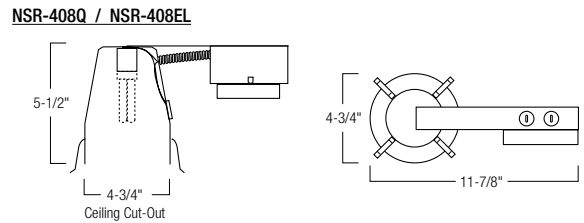
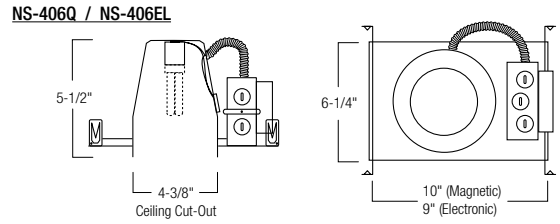
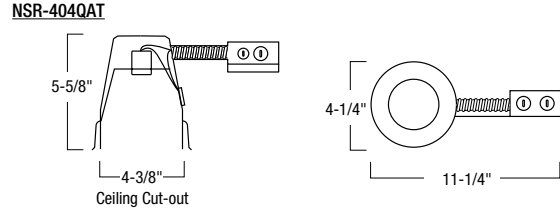
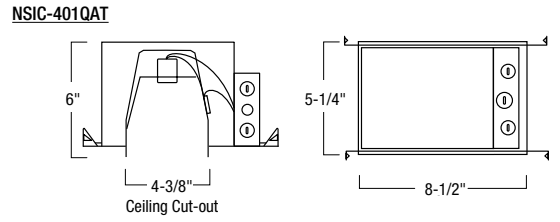
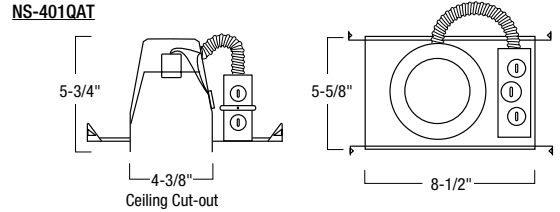
- Trim**
High grade drop opal lens attached to metal trim.
- Mounting**
Trim includes three trim clips that securely mount trim in housing.
- Compatible Housings**
Compatible with Line Voltage and Compact Fluorescent housings. See individual specification sheets for more information.

- Lamp**
- Line Voltage**
50W R20/PAR20 Max. (NS-401QAT; NSIC-401QAT; NSR-404QAT)
- Compact Fluorescent**
13W Quad/Triple (NS-406Q; NS-406EL; NSR-408Q; NSR-408EL)

Labels and Listings
 cULus Listed for Wet Location when used with compatible housing.

Type
Project
Catalog No.
Lamp/Wattage

HOUSING DIMENSIONS



Drop Opal Lens with Metal Trim

- NS-24B: Drop Opal Lens with Black Metal Trim
- NS-24BZ: Drop Opal Lens with Bronze Metal Trim
- NS-24C: Drop Opal Lens with Chrome Metal Trim
- NS-24CO: Drop Opal Lens with Copper Metal Trim
- NS-24G: Drop Opal Lens with Gold Metal Trim
- NS-24N: Drop Opal Lens with Natural Metal Trim
- NS-24W: Drop Opal Lens with White Metal Trim

Compatible Housings

LINE VOLTAGE			
Item Number	Installation Type	Lamp	Dimensions
NS-401QAT	Non-IC Air-Tight New Const.	50W R/PAR20	W: 5-5/8" L: 8-1/2" H: 5-5/8"
NSIC-401QAT	IC Air-Tight New Construction	50W R/PAR20	W: 5-1/4" L: 8-1/2" H: 6-3/8"
NSR-404QAT	Non-IC Air-Tight Remodel	50W R/PAR20	W: 4-1/4" L: 11-1/4" H: 5-5/8"
COMPACT FLUORESCENT			
NS-406Q	Non-IC New Constr., Magnetic	13W Quad	W: 6-1/4" L: 10" H: 5-1/2"
NS-406EL	Non-IC New Constr., Electronic	13W Quad/Triple	W: 6-1/4" L: 9" H: 5-1/2"
NSR-408Q	Non-IC Remodel, Magnetic	13W Quad	W: 4-3/4" L: 11-7/8" H: 5-1/2"
NSR-408EL	Non-IC Remodel, Electronic	13W Quad/Triple	W: 4-3/4" L: 11-7/8" H: 5-1/2"