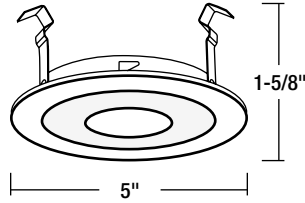


**NS-27  
Frosted Flat Lens with Clear Center**

**TRIM DIMENSIONS**



Trim OD: 5"  
Height: 1-5/8"

**FEATURES**

**Trim**  
High grade frosted flat lens with clear center attached to metal trim.

**Mounting**  
Trim includes three trim clips that securely mount trim in housing.

**Compatible Housings**  
Compatible with Line Voltage housings.  
See individual specification sheets for more information.

**Lamp**  
**Line Voltage**  
50W R20/PAR20 Max. (NS-401QAT; NSIC-401QAT; NSR-404QAT)

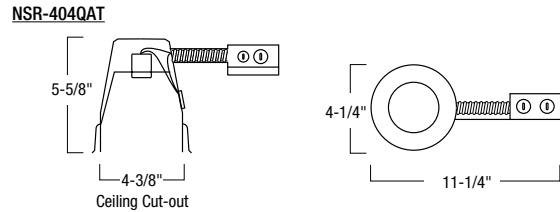
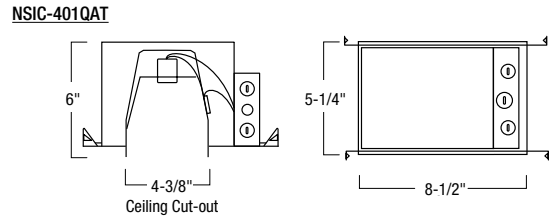
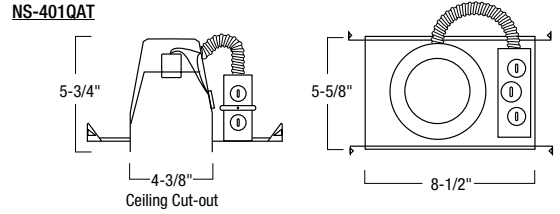
**Labels and Listings**  
cULus Listed for Wet Location when used with compatible housing.

**Frosted Flat Lens with Clear Center and Metal Trim**

- NS-27B: Frosted Flat Lens with Clear Center and Black Metal Trim
- NS-27BZ: Frosted Flat Lens with Clear Center and Bronze Metal Trim
- NS-27C: Frosted Flat Lens with Clear Center and Chrome Metal Trim
- NS-27CO: Frosted Flat Lens with Clear Center and Copper Metal Trim
- NS-27G: Frosted Flat Lens with Clear Center and Gold Metal Trim
- NS-27N: Frosted Flat Lens with Clear Center and Natural Metal Trim
- NS-27W: Frosted Flat Lens with Clear Center and White Metal Trim

Type \_\_\_\_\_  
Project \_\_\_\_\_  
Catalog No. \_\_\_\_\_  
Lamp/Wattage \_\_\_\_\_

**HOUSING DIMENSIONS**



**Compatible Housings**

LINE VOLTAGE			
Item Number	Installation Type	Lamp	Dimensions
NS-401QAT	Non-IC Air-Tight New Const.	50W R/PAR20	W: 5-5/8" L: 8-1/2" H: 5-5/8"
NSIC-401QAT	IC Air-Tight New Construction	50W R/PAR20	W: 5-1/4" L: 8-1/2" H: 6-3/8"
NSR-404QAT	Non-IC Air-Tight Remodel	50W R/PAR20	W: 4-1/4" L: 11-1/4" H: 5-5/8"