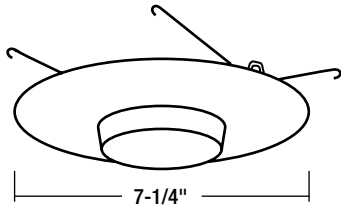


NT-624
3-1/2" Drop Opal Lens with Designer Metal Trim

Type
Project
Catalog No.
Lamp/Wattage

TRIM DIMENSIONS



Trim OD: 7-1/4"

FEATURES

Trim
 High grade drop opal lens attached to a designer metal trim.

Mounting
 Trim includes two "V" torsion springs to mount trim securely to housing. Replacement "V" torsion springs are available (NRA-86).

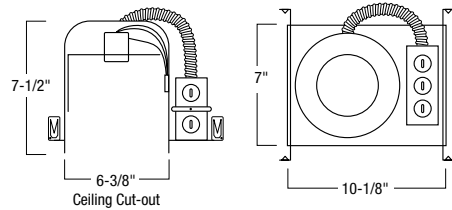
Compatible Housings
 Compatible with Line Voltage housings.
 See individual specification sheets for more information.

Lamp
Line Voltage
 40W A19 Maximum (NHIC-17QAT; NHIC-27QAT; NHRIC-17QAT; NHRIC-27QAT)
 60W A19 Maximum (NHIC-17/100DWQA; NH-26Q; NH-27Q; NHR-26Q; NHR-27Q)

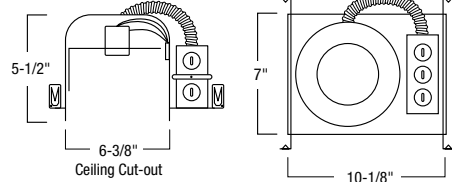
Labels and Listings
 cULus Listed for Wet Location when used with compatible housing

HOUSING DIMENSIONS

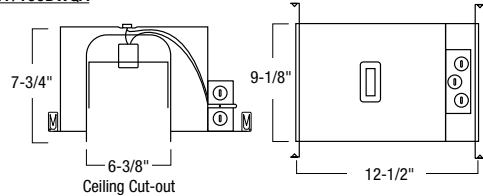
NH-26Q / NHIC-17QAT



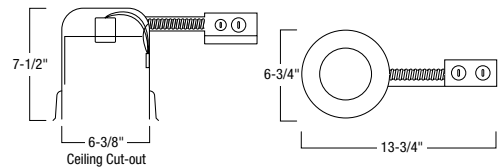
NH-27Q / NHIC-27QAT



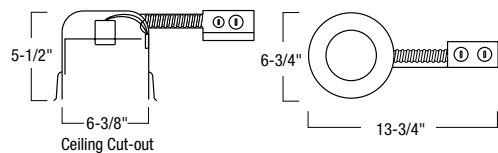
NHIC-17/100DWQA



NHR-26Q / NHRIC-17QAT



NHR-27Q / NHRIC-27QAT



3-1/2" Drop Opal Lens with Designer Metal Trim

- NT-624B: 3-1/2" Drop Opal Lens with Black Designer Metal Trim
- NT-624C: 3-1/2" Drop Opal Lens with Chrome Designer Metal Trim
- NT-624G: 3-1/2" Drop Opal Lens with Gold Designer Metal Trim
- NT-624W: 3-1/2" Drop Opal Lens with White Designer Metal Trim

Compatible Housings

LINE VOLTAGE		
Item Number	Installation Type	Dimensions
NH-26Q	Non-IC New Construction	W: 7" L: 10-1/8" H: 7-1/2"
NH-27Q	Non-IC Shallow New Construction	W: 7" L: 10-1/8" H: 5-1/2"
NHIC-17/100DWQA	IC Double Wall Air-Tight New Construction	W: 9-1/8" L: 12-1/2" H: 7-3/4"
NHIC-17QAT	IC Air-Tight New Construction	W: 7" L: 10-1/8" H: 7-1/2"
NHIC-27QAT	IC Air-Tight Shallow New Construction	W: 7" L: 10-1/8" H: 5-1/2"
NHR-26Q	Non-IC Remodel Housing	W: 6-3/4" L: 13-3/4" H: 7-1/2"
NHR-27Q	Non-IC Shallow Remodel Housing	W: 6-3/4" L: 13-3/4" H: 5-1/2"
NHRIC-17QAT	IC Air-Tight Remodel Housing	W: 6-3/4" L: 13-3/4" H: 7-1/2"
NHRIC-27QAT	IC Air-Tight Shallow Remodel Housing	W: 6-3/4" L: 13-3/4" H: 5-1/2"