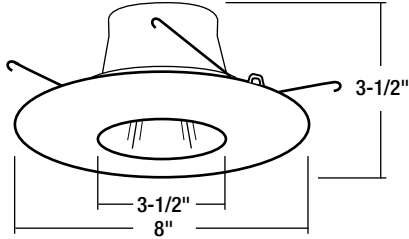


**NT-642 / NT-643 / NT-644 / NT-646
Specular Reflector with Metal Trim**

Type
Project
Catalog No.
Lamp/Wattage

TRIM DIMENSIONS



Trim OD: 8"
Aperture: 3-1/2"
Height: 3-1/2"

FEATURES

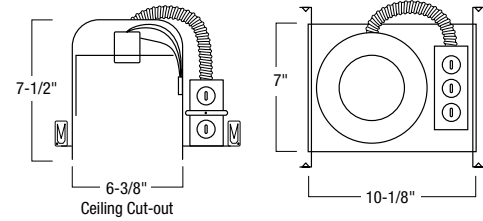
- Trim**
Precision spun 0.050 aluminum high grade reflector with metal ring.
- Mounting**
Trim includes two "V" torsion springs to mount trim securely to housing. Replacement "V" torsion springs are available (NRA-86). Socket can be mounted directly to trim without bracket.
- Compatible Housings**
Compatible with shallow, standard, and IC Line Voltage housings listed below. See individual specification sheets for more information.

- Lamp**
50W R20 Maximum
50W PAR20 Maximum

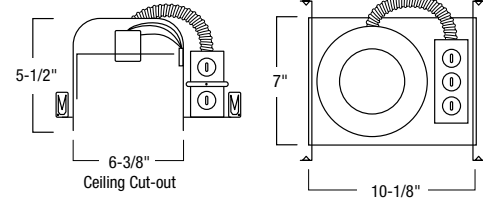
Labels and Listings
cULus Listed for Damp Location when used with compatible housing

HOUSING DIMENSIONS

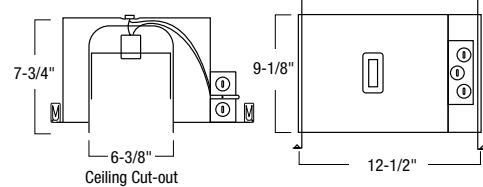
NH-26Q / NH-26QNB / NHIC-17QAT / NHIC-17QNBAT



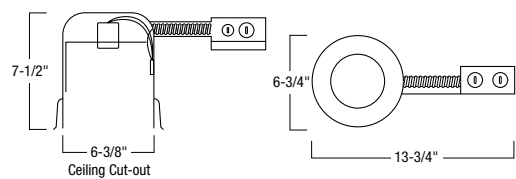
NH-27Q / NHIC-27QAT



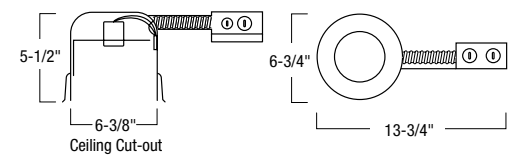
NHIC-17/100DWQA



NHR-26Q / NHRIC-17QAT / NHRIC-17QNBAT



NHR-27Q / NHRIC-27QAT



Specular Reflector with Metal Trim

- NT-642:** Specular Gold Reflector with White Metal Trim
- NT-643:** Specular Black Reflector with White Metal Trim
- NT-643C:** Specular Black Reflector with Chrome Metal Trim
- NT-644:** Specular Clear Reflector with White Metal Trim
- NT-646:** Specular White Reflector with White Metal Trim

Compatible Housings

LINE VOLTAGE			
Item Number	Installation Type	Lamp	Dimensions
NH-26Q	Non-IC New Construction	50W R20/PAR20 Max.	W: 7" L: 10-1/8" H: 7-1/2"
NH-26QNB	Non-IC New Construction - No Bracket	50W R20/PAR20 Max.	W: 7" L: 10-1/8" H: 7-1/2"
NH-27Q	Non-IC Shallow New Construction	50W R20/PAR20 Max.	W: 7" L: 10-1/8" H: 5-1/2"
NHIC-17/100DWQA	IC Double Wall Air-Tight New Construction	50W R20/PAR20 Max.	W: 9-1/8" L: 12-1/2" H: 7-3/4"
NHIC-17QAT	IC Air-Tight New Construction	50W R20/PAR20 Max.	W: 7" L: 10-1/8" H: 7-1/2"
NHIC-17QNBAT	IC Air-Tight New Construction	50W R20/PAR20 Max.	W: 7" L: 10-1/8" H: 7-1/2"
NHIC-27QAT	IC Air-Tight Shallow New Construction	50W R20/PAR20 Max.	W: 7" L: 10-1/8" H: 5-1/2"
NHR-26Q	Non-IC Remodel Housing	50W R20/PAR20 Max.	W: 6-3/4" L: 13-3/4" H: 7-1/2"
NHR-27Q	Non-IC Shallow Remodel Housing	50W R20/PAR20 Max.	W: 6-3/4" L: 13-3/4" H: 5-1/2"
NHRIC-17QAT	IC Air-Tight Remodel Housing	50W R20/PAR20 Max.	W: 6-3/4" L: 13-3/4" H: 7-1/2"
NHRIC-17QNBAT	IC Air-Tight Remodel Housing	50W R20/PAR20 Max.	W: 6-3/4" L: 13-3/4" H: 7-1/2"
NHRIC-27QAT	IC Air-Tight Shallow Remodel Housing	50W R20/PAR20 Max.	W: 6-3/4" L: 13-3/4" H: 5-1/2"