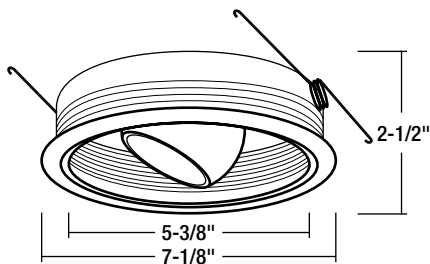


NTM-628

Baffle with Regressed Eyeball with Plastic Ring

TRIM DIMENSIONS



Trim OD: 7-1/8"
Aperture: 5-3/8"
Height: 2-1/2"

FEATURES

Trim

Precision spun metal baffle with deep grooves to reduce aperture glare. Non-reflective painted finishes. Adjustable eyeball can be adjusted up to 20°. Trim may also be used with custom combination of ring finishes.

Mounting

Trim includes two "V" torsion springs to mount trim securely to housing. Replacement "V" torsion springs are available (NRA-86). Remove socket from socket plate within housing (if applicable), and mount socket on eyeball.

Compatible Housings

Compatible with Line Voltage housings.
See individual specification sheets for more information.

Lamp

Line Voltage

50W R20/PAR20 Max. (NH-26Q; NH-26QNB; NH-27Q; NHIC-17/100DWQA; NHIC-17QAT; NHIC-17QNBAT; NHIC-27QAT; NHR-26Q; NHRIC-17QAT; NHRIC-17QNBAT; NHRIC-27QAT)

Labels and Listings

cULus Listed for Damp Location when used with compatible housing

Baffle with Regressed Eyeball and Plastic Ring

NTM-628B: Black Baffle with Regressed Black Eyeball and White Plastic Ring

NTM-628W: White Baffle with Regressed White Eyeball and White Plastic Ring

Type

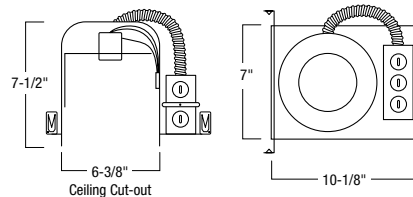
Project

Catalog No.

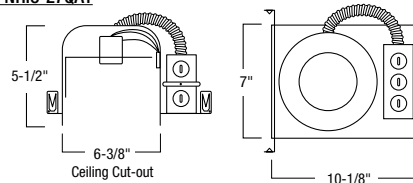
Lamp/Wattage

HOUSING DIMENSIONS

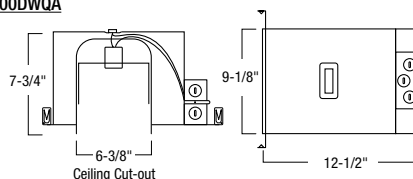
NH-26Q / NH-26QNB / NHIC-17QAT / NHIC-17QNBAT



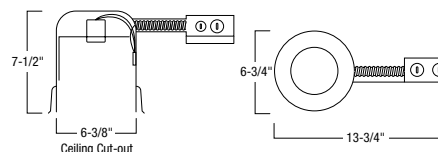
NH-27Q / NHIC-27QAT



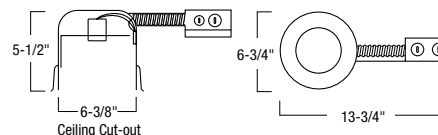
NHIC-17/100DWQA



NHR-26Q / NHRIC-17QAT / NHRIC-17QNBAT



NHR-27Q / NHRIC-27QAT



Compatible Housings

LINE VOLTAGE

Item Number	Installation Type	Dimensions
NH-26Q	Non-IC New Construction	W: 7" L: 10-1/8" H: 7-1/2"
NH-26QNB	Non-IC New Construction - No Bracket	W: 7" L: 10-1/8" H: 7-1/2"
NH-27Q	Non-IC Shallow New Construction	W: 7" L: 10-1/8" H: 5-1/2"
NHIC-17/100DWQA	IC Double Wall Air-Tight New Construction	W: 9-1/8" L: 12-1/2" H: 7-3/4"
NHIC-17QAT	IC Air-Tight New Construction	W: 7" L: 10-1/8" H: 7-1/2"
NHIC-17QNBAT	IC Air-Tight New Const. - No Bracket	W: 7" L: 10-1/8" H: 7-1/2"
NHIC-27QAT	IC Air-Tight Shallow New Construction	W: 7" L: 10-1/8" H: 5-1/2"
NHR-26Q	Non-IC Remodel Housing	W: 6-3/4" L: 13-3/4" H: 7-1/2"
NHR-27Q	Non-IC Shallow Remodel Housing	W: 6-3/4" L: 13-3/4" H: 5-1/2"
NHRIC-17QAT	IC Air-Tight Remodel Housing	W: 6-3/4" L: 13-3/4" H: 7-1/2"
NHRIC-17QNBAT	IC Air-Tight Remodel - No Bracket	W: 6-3/4" L: 13-3/4" H: 7-1/2"
NHRIC-27QAT	IC Air-Tight Shallow Remodel Housing	W: 6-3/4" L: 13-3/4" H: 5-1/2"