

NL-401

4" Low Voltage Non-IC New Construction Housing

Source: 75W max.

12V MR16 (Lamp not included)

Type

Project

Catalog No.

Notes

PRODUCT DESCRIPTION

4" low voltage new construction housing provides crisp, defined MR16 quartz halogen illumination to any insulated ceiling application. The small profile of this series provides easy installation to any joist or steel stud construction. A wide variety of attractive adjustable trims allows fine-tuned aiming of direction light sources.

CONSTRUCTION

Plaster Frame: 0.040" steel frame with integral bar hanger brackets. Brackets can accommodate longer 27" accessory flat bar hangers.

Housing: 0.035" white baked enamel one-piece drawn steel. Adjustable for ceiling thickness up to 1-1/4".

Air Flow Restriction: Housing has factory installed gaskets to restrict airflow from room into ceiling plenum to <2CFM (cubic feet per minute) in accordance with ASTM-283 Air-Tight requirements.

Note: 75W housings are not Air-Tight rated

Clearance: Non-IC housings require a minimum clearance of 3" from thermal insulation and 1/2" from combustible material from above the fixture.

Bar Hangers: Two 13-3/4" to 24-1/2" adjustable bar hangers with captive nails are included on frame. Bar hangers are parallel to junction box, but can be repositioned 90° perpendicular to junction box if desired. "L" Shaped bar hanger foot to align to bottom of construction joist. A T-Bar notch allow for easy installation in a suspended ceiling.

Junction Box: Prewired 22 cubic inch 0.06" thick galvanized steel box with seven 1/2" knockouts and four Romex pryouts and snap on covers for 50W housings. 75W housings include four 1/2" knockouts and two double knockouts (3/4" or 1/2"). All leads are #18AWG wire, the ground wire is connected to the bottom, and quick connectors are supplied on all leads. Maximum of 8 no. 12 AWG through branch circuit conductors suitable for at least 90°C permitted in junction box.

Romex Strain Relief: Junction box includes two Romex tabs with two slots at each tab for NM-cables of 12/2 to 14/2. The strain relief allows for easy installation and less materials.

ELECTRICAL

Input Voltage: 120V or 277V (must specify)

Output Voltage: 12V

Socket: Bi-Pin GU5.3 socket with heat shield

Wattage: 20W-50W

(Consult factory for lower wattage label)

Lamp: 12V MR16 (not included)

Dimming: MLV (with Magnetic Transformer) or ELV (with Electronic Transformer)

COMPATIBLE TRIMS

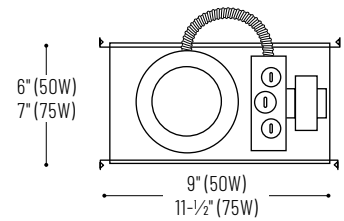
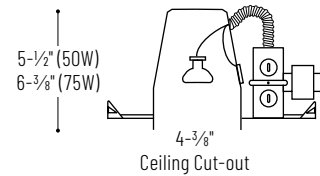

- NL-410 = Adjustable Baffle
- NL-411 = Black Adjustable Stepped Baffle
- NL-412 = Gold Adjustable Reflector
- NL-413 = Black Adjustable Reflector
- NL-414 = Specular Clear Adjustable Reflector
- NL-416 = White Adjustable Reflector
- NL-418 = Adjustable Eyeball, Baffle
- NL-420 = White Pinhole with Black Baffle
- NL-421 = White Pinhole with White Baffle
- NL-422 = Albalite Lens with Reflector
- NL-423 = Fresnel Lens with Reflector
- NL-425 = Frosted Dome Lens with Reflector
- NL-426 = Flat Frosted Lens with Reflector
- NL-427 = Flat Frosted Lens with Clear Center
- NL-432 = Deep Reflector with Metal Ring
- NL-440 = Metal Pinhole
- NL-445 = Adjustable Slot Aperture
- NL-448 = Adjustable Wall Wash with Black Baffle
- NL-449 = Adjustable Wall Wash with White Baffle
- NL-450 = Adjustable Wall Wash with White Reflector
- NL-452 = Natural Metal Adjustable Reflector with Ring
- NL-453 = Adjustable Reflector with Ring
- NL-463 = Adjustable Gimbal with Baffle
- NL-465 = Surface Adjustable
- NL-467 = Surface Adjustable with Baffle
- NL-468 = 45° Adjustable Stepped Baffle with Ring
- NL-469 = 45° Adjustable Reflector with Ring
- NL-470 = Fully Adjustable Elbow
- NL-4810 = Square Adjustable Stepped Baffle
- NL-4814 = Square Adjustable Reflector
- NL-4826 = Square Frosted Flat Lens
- NL-4827 = Square Frosted Flat Lens, Clear Center
- NL-4840 = Square Pinhole
- NL-4855 = Square Pinhole with Adjustable Reflector
- NL-4857 = Square Adjustable Reflector
- NL-4859 = Square Reflector w/Clear Lens (50W max.)
- NL-4865 = Square Surface Adjustable
- NL-4870 = Square Fully Adjustable Elbow
- NL-490 = Adjustable Drop Gimbal

LABELS AND LISTINGS

- cULus Listed for Damp Locations (wet locations when used with compatible trims)
- Meets or exceeds ASTM-283 Air-Tight requirements (AT only)



PRODUCT IMAGES & DIMENSIONS



4" Low Voltage Non-IC New Construction Housing

Optional Accessories

Catalog No.

Description

NL-401QAT = Air-Tight, 120V/12V Magnetic Transformer, Rated for 50W max.

NL-401QAT/XX = Air-Tight, 120V/12V Magnetic Transformer, labeled at lower wattage (Consult Factory)

NL-401AT/IEL = Air-Tight, 120V/12V Electronic Transformer, Rated for 3-50W

NRA-28 = 27" Flat Bar Hangers

NRA-36 = Replacement socket with heat shield

Example: NL-401QAT = 4" Air-Tight Low Voltage Housing, 120V/12V Magnetic Transformer, Rated for 50W max.