

NM1

1" M1 LED Miniature Recessed Series

Source: 2W LED
100lm

Type

Project

Catalog No.

Notes

PRODUCT DESCRIPTION

M1 miniature recessed series features quality and convenience with easy installation for indoor or outdoor applications. The IC rated M1 modules are excellent for niche lighting. Luminaires include four plastic downlight trims, four optics and 6" quick connect. Series is available in four color temperatures (2700K, 3000K, 3500K or 4000K) and requires a Class 2 12V DC driver.

FEATURES

- No housing required
- Easy installation for remodel or new construction applications
- Field changeable optics (spot, narrow flood, flood & wide)
- Threaded LED module allows for field changeable trims
- Quick disconnect allows for extended lengths
- 100lm LED packages
- 2700K, 3000K, 3500K or 4000K @ 90+ CRI
- Triac or ELV dimming
- 5-year limited warranty

SPECIFICATION

Included with each luminaire: LED module includes four plastic trims (round and square) in black and white finishes. Also included are four optics for desired beam spread and output.

Construction: Threaded LED module allows for field changeable optics and trims.

Clearance: IC rated luminaires are rated for direct contact with insulation (not spray foam insulation). When LED module NM1 is installed in a cabinet type installation, minimum distance between luminaires is 6".

Driver: Class 2 power supply required, ordered separately. NM1-DVR drivers include a pre-wired junction box with quick connect to LED fixtures for ease of installation. NAPKED drivers require splitter cable or wire harness system (ordered separately).

Mounting: No housing is required, two tensions steel spring clips secure luminaire to surface. 1/4" minimum ceiling thickness.

Field Changeable Optics: Each luminaire includes four field changeable optics. 15° spot (frosted), 45° narrow flood (frosted - installed), 60° flood (frosted) and 60° flood (clear).

ELECTRICAL

Input Voltage: 12V DC

Lumens / Wattage: 100lm / 2W

Color Temperature: 2700K, 3000K, 3500K or 4000K

CRI: 90+ CRI

Beam Spread: 15° Spot, 45° Flood installed, Frosted 60° Wide Flood and Clear 60° Wide Flood (each luminaire includes all four optics)

Operating Temp: 0-40°C (Undercabinet installation)
0-25°C (Cabinet and IC installation)

Max. Run Length: Total combined runs cannot exceed 80'
Dimming: Dimmable down to 10% with Triac or ELV dimmer [Click Here](#) or check complete dimmer list at www.NoraLighting.com in the "Compatibility" page under "Resources" tab

TRIMS

NM1-RSS: Round Stainless Steel Trim

NM1-SSS: Square Stainless Steel Trim

NM1-RAEYELID: Round Scoop Trim

NM1-RSSD: Round Stainless Steel Indicator Trim

DRIVERS

NM1-DVR12: 12VDC 12W Non-Dimmable Hardwire Driver

NAPKED-5040HW: 12VDC 35W IC Dimmable Hardwire Driver

NAPKED-5060HW: 12VDC 60W Dimmable Hardwire Driver

ACCESSORIES

NM1-EXT: Quick Connect Linkable Extension Cables (available in 6", 12", 18", 48", 72" and 240")

NM1-TM6: Splitter Cable (1 input - 6 output)

NM1-WH6: Wire Harness System (1 input - 6 output)

NM1-F: New Construction Frame-In

LABELS AND LISTINGS

- cETLus Listed for Wet Locations, cabinet and type IC (NM1-170)
- cETLus Listed for Damp Locations, under-cabinet and type IC (NM1-DVR12)
- cETLus Listed for Damp Locations, cabinet and type IC (NAPKED-5040HW)
- cETLus Listed for Damp Locations and cabinet (NAPKED-5060HW)
- 5-Year Limited Warranty
- FCC compliant



PRODUCT IMAGES AND DIMENSIONS



NM1-170

1" M1 LED Miniature Recessed Series (includes two black & two white plastic trims)



NM1-RSS

1" Round Stainless Steel Trim
* Requires NM1-170 *



NM1-SSS

1" Square Stainless Steel Trim
* Requires NM1-170 *



NM1-RSSD

1" Round Stainless Steel Indicator Trim
* Requires NM1-170 *



NM1-RAEYELID

1" Round Scoop Trim
* Requires NM1-170 *



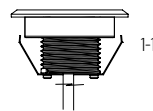
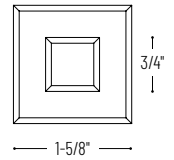
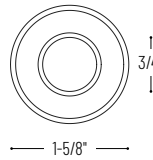
NM1-RLOUV

1" Round Louver Trim
* Requires NM1-170 *



NM1-RAIHEC

1" Round Hexcell Louver Trim
* Requires NM1-170 *



1" M1 LED Miniature Recessed

M1 LED Module	Color Temperature / CRI	Trims / Finishes
NM1-170 = 1" LED Module	27X = 2700K / 90 CRI	2PBW = (2) Black & (2) White Plastic Trims
	30X = 3000K / 90 CRI	
	35X = 3500K / 90 CRI	
	40X = 4000K / 90 CRI	

1" M1 Trims - Requires NM1-170 LED Module

M1 Trims	Finish
NM1-RAEYELID = 1" Round M1 Scoop Trim	B = Black
NM1-RAIHEC = 1" Round M1 Hexcell Louver Trim	BN = Brushed Nickel
NM1-RLOUV = 1" Round M1 Louver Trim	W = White
NM1-RSS = 1" Round M1 Stainless Steel Trim	
NM1-RSSD = 1" Round M1 Stainless Steel Indicator Trim	
NM1-SSS = 1" Square M1 Stainless Steel Trim	

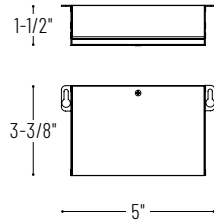
Optional Accessories

Description
NM1-DVR12 = 12VDC 12W Non-Dimmable Hardwire Driver
NAPKED-5040HW = 12VDC 35W Dimmable Hardwire Driver
NAPKED-5060HW = 12VDC 60W Dimmable Hardwire Driver
NM1-EXT6 = 6" Quick Connect Extension Cable
NM1-EXT12 = 12" Quick Connect Extension Cable
NM1-EXT18 = 18" Quick Connect Extension Cable
NM1-EXT48 = 48" Quick Connect Extension Cable
NM1-EXT72 = 72" Quick Connect Extension Cable
NM1-EXT240 = 240" Quick Connect Extension Cable
NM1-TM6 = Splitter Cable (1 input - 6 output)
NM1-WH6 = Wire Harness System (1 input - 6 output)
NM1-F = New Construction Frame-In

Example: **NM1-17030X2PBW / NM1-DVR12** = 1" M1 LED Module and (4) Plastic Trims / 12VDC 12W Non-Dimmable Hardwire Driver

NM1
1" M1 LED Miniature Recessed Accessories

Type
Project
Catalog No.
Notes



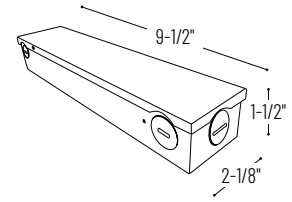
12VDC Non-Dimmable Hardwire Driver

NM1-DVR12 12W
Input Voltage: 120V
Output Voltage: 12V DC
Maximum Load: 10W
Dimming: Non-Dimmable
Includes: Quick connect cable to NM1 module



12VDC Dimmable Hardwire Driver

NAPKED-5040HW 35W (IC)
Input Voltage: 120V
Output Voltage: 12V DC
Maximum Load: 28W
Compartment Clearance: Minimum compartment size is 11-1/2" x 3-1/2" x 11-1/2"
Dimming: Triac or ELV
Requires: Splitter cable or or wire harness system



12VDC Dimmable Hardwire Driver

NAPKED-5060HW 60W (Non-IC)
Input Voltage: 120V
Output Voltage: 12V DC
Maximum Load: 48W
Compartment Clearance: Minimum compartment size is 11-1/2" x 3-1/2" x 11-1/2"
Dimming: Triac or ELV
Requires: Splitter cable or or wire harness system



Quick Connect Extension Linkable Cables

NM1-EXT6 6" Cable
NM1-EXT12 12" Cable
NM1-EXT18 18" Cable
NM1-EXT48 48" Cable
NM1-EXT240 240" Cable
Use to extend the length between luminaire and driver / splitter / wire harness. Can be connected together to create custom lengths. Can be used as power feed for NAPKED LED drivers. Maximum length between luminaire and driver is 80'.



Splitter Cable (1 input - 6 output)

NM1-TM6
Use to connect up to (6) NM1 LED modules to an LED driver. Maximum length between luminaire and driver is 80'. Includes power feed for NAPKED LED drivers.
Input wire length: 4-3/4"
Output wire lengths: 5-1/4" each



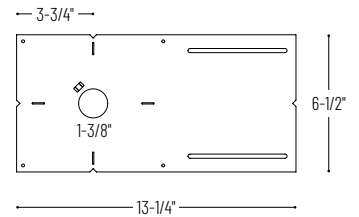
Wire Harness System

NM1-WH6
Use to connect up to (6) NM1 LED modules to an LED driver on an evenly spaced wire. Each 6" dropped is spaced 32-1/2" on center. Maximum length between luminaire and driver is 80'. Includes power feed for NAPKED LED drivers.
Spacing between luminaires: 32-1/2"
Output wire length: 6" each



New Construction Frame-In

NM1-F
For new construction pre-wiring and easier layout planning. Includes wire clip that holds low voltage connector close to cut-out during rough-in installations.



PHOTOMETRICS

1" M1 LED Miniature Recessed Series

Type _____

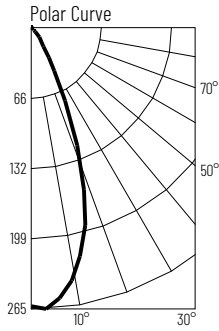
Project _____

Catalog No. _____

Notes _____

Test Information

Test Number: ALD-PG190715009
 Part Number: NM1-17027X2PBW
 Beam Spread: Narrow Flood
 Lumens: 100lm
 Wattage: 2.1W
 Efficacy: 98lpw
 CCT / CRI: 2700K / 90 CRI
 Spacing Criteria (0°-180): 0.68
 Spacing Criteria (90°-270): 0.56



Illuminance at a Distance

Distance from Luminaire	FC at Nadir	Beam Diameter
2'	65.5fc	1'-2"
4'	16.4fc	2'-6"
6'	7.3fc	3'-8"
8'	4.1fc	4'-11"
10'	2.6fc	6'-2"

Zonal Lumen Summary

Zone	Lumens	% Luminaire
0-30	89	91
0-40	96	98.1
0-60	98	100
0-90	98	100
90-180	0	0
0-180	98	100

Candela Table

Vertical Angles	Candela
0	262
5	259
15	193
25	66
35	15
45	3