

ELO SERIES

4", 6", 8" and 12" Surface Mounts
Selectable Color Temperature
Delivering up to 1750 lumens

ELO LED Surface mount luminaires include a Selectable CCT switch to change the color temperature. Decorative metal rings can easily change the finish to match any decor or hardware in the vicinity. Easy installation over junction boxes with gasket for wet location applications.

FEATURES

- Slim surface mount only 3/4" thick
- Four Sizes and Outputs
4" (850lm), 6" (1050lm), 8" (1400lm) or 12" (1750lm)
- Five color temperatures in each fixture
(2700K / 3000K / 3500K / 4000K / 5000K)
- 120VAC input; Triac or ELV dimming (NELOSW fixtures are 120-277V; 0-10V)
- Decorative metal ring accessories to change appearance
- Easy installation over standard junction boxes
- cETLus Listed for Wet Locations
- Certified to the requirements of California Title 24 JA8-2022
- Suitable for use in closets when installed in accordance to NEC code
- Five-Year Limited Warranty



ELO WITH SELECTABLE CCT

SIZE / LUMENS / WATTAGE

NELO-4RTWMPW	4" / 850lm / 12W
NELO-6RTWMPW	6" / 1050lm / 15W
NELO-8RTWMPW	8" / 1400lm / 18W
NELO-12RTWMPW	12" / 1750lm / 24W

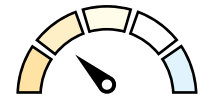
Ex: **NELO-8RTWMPW** = 8" ELO, 1400lm / 18W, Matte Powder White finish

DECORATIVE RING

DESCRIPTION	FINISH
NELO-4R Decorative Ring for NELO-4RTW	B Black
NELO-6R Decorative Ring for NELO-6RTW	BN Brushed Nickel
NELO-8R Decorative Ring for NELO-8RTW	
NELO-12R Decorative Ring for NELO-12RTW	


Ex: **NELO-8RBN** = 8" Decorative Ring for NELO-8RTW, Brushed Nickel finish

NELO-12RTWMPW
12" ELO



Selectable CCT

Five position sliding switch
27K / 30K / 35K / 40K / 50K



NELO-8RTWMPW
8" ELO



NELO-6RTWMPW
6" ELO



NELO-4RTWMPW
4" ELO



Decorative Rings



ELO SERIES

4", 6" and 8" Surface Mounts

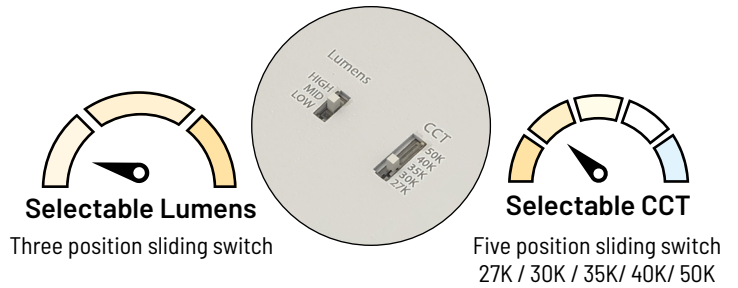
Selectable Lumens (Up to 1550lm)

Selectable CCT (27K/30K/35K/40K/50K)

ELO LED Surface mount luminaires include two tunable switches; Selectable Lumens allows the end user to determine the wattage input & Selectable CCT changes the color temperature appearance. Easy installation over junction boxes with gasket for wet location applications.

FEATURES

- Slim surface mount only 5/8" thick
- Three Sizes and Outputs
4" (Up to 1100lm), 6" (Up to 1550lm) or 8" (Up to 1550lm)
- Five color temperatures in each fixture
(2700K / 3000K / 3500K / 4000K / 5000K)
- 120-277VAC input; 0-10V dimming (NELO fixtures are 120V; Triac or ELV)
- Easy installation over standard junction boxes
- cETLus Listed for Wet Locations
- Certified to the requirements of California Title 24 JA8-2022
- Suitable for use in closets when installed in accordance to NEC code
- Five-Year Limited Warranty



NELOSW-8RTWMPW
8" ELO



NELOSW-6RTWMPW
6" ELO



NELOSW-4RTWMPW
4" ELO



ELO WITH SELECTABLE LUMENS & CCT

SIZE	LUMENS	WATTAGE
NELOSW-4RTWMPWLE4	4" 650lm / 850lm / 1100lm	7W / 9W / 13W
NELOSW-6RTWMPWLE4	6" 950lm / 1250lm / 1550lm	8W / 11W / 15W
NELOSW-8RTWMPWLE4	8" 1050lm / 1350lm / 1550lm	10W / 13W / 16W

Ex: [NELOSW-8RTWMPWLE4](#) = 8" ELO with Selectable Lumens & CCT