

NUTP8-W Series
24V High Output White LED Tape Light
Source: 6.5W/ft. LED
450lm/ft.

Type

Project

Catalog No.

Notes

PRODUCT DESCRIPTION

High Output LED Tape Light has three times the light output of our standard tape, and is a perfect solution for your LED linear lighting needs. Very low profile High Output LED Tape is great for use in cove lighting, architectural enhancements, under cabinet or many more discreet locations.

FEATURES

- Available in 10' roll, 12" section, and 4" section
- 24V DC system
- 450 lumens per foot
- 4 available colors: Blue, Red, Cool White (4200K) or Warm White (2700K)
- Separable every 12", easily disconnected and connected without soldering
- Field cuttable every 4" or 6 LEDs
- Easy to install; pre-applied 3M™ tape or 15 acrylic mounting clips (included with roll)
- No soldering or additional wiring is required

INCLUDED WITH EVERY 10' ROLL

(1) 10' Tape Light Roll with 12" separable sections, (15) Acrylic Mounting Clips with screws [NATHR-680], and (1) 12" Power Line Interconnector [NAHO-609].

SPECIFICATION

Construction: The silicone encapsulated tape can be cut every 4" or 6 LEDs at marked intervals. Cutting does not effect circuit (shrink wrap tube included for concealment). LED Tape Light is also separable every 12", each connection has pre-installed shrink wrap around power connections to ensure listing. Simply slice the clear shrink wrap at each electrical connection, and separate pieces. This eliminates soldering when using partial rolls. Each roll or kit comes with 12" power line connector [NAHO-609].

Mounting: Each Tape Light includes pre-applied 3M™ adhesive tape for simple installation. Optional channels and clear acrylic clips are available.

LIMITATIONS

- Not rated or warranted for enclosed applications, only approved channels
- Tape light and most accessories are not rated for in-wall installation (NATL-W16-2 is rated for in-wall installations)
- Do not install in where LED chips are exposed to direct sunlight, as damage to the phosphor will occur

ELECTRICAL

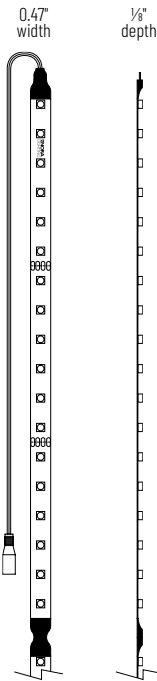
Input Voltage: 24V
Light Source: 18 High Output LEDs per foot
Lumens / Wattage: 450lm / 6.5W per foot
Color Temperature: Blue, Red, 2700K or 4200K
Color Rendering Index: 90 CRI
Operating Temperature: -25°C to 45°C
Dimming: Dimmable with Dimmable LED Driver
Maximum Run Length: 16'

LABELS AND LISTINGS

- cULus Listed for Damp Locations
- 3-Year Limited Warranty



PRODUCT IMAGES & DIMENSIONS



24V High Output White LED Tape Light

Length / Finish	CCT / CRI	Section Length
NUTP8-W10LED = 10' Roll / White finish	927 = 2700K / 90 CRI	(blank) = 10' Roll
	942 = 4200K / 90 CRI	
	B = Blue	
	R = Red	
NUTP8-WLED = Section / White finish	927 = 2700K / 90 CRI	/4 = 4" Section
	942 = 4200K / 90 CRI	/12 = 12" Section
	B = Blue	

Example: NUTP8-WLED942/12 = 12" 24V High Output White LED Tape Light, 4200K / 90 CRI

NUTP8 Series

24V High Output LED Tape Light Accessories

Type

Project

Catalog No.


Notes



Y-Splitter Cable

NAHO-600W


Allows splitting the Tape Light from a run or driver, into two separate runs.



X-Splitter Cable

NAHO-601W

Allows splitting the Tape Light from a run or driver, into three separate runs.



Interconnection Cable

NAHO-602W

2" Cable

NAHO-606W

6" Cable

NAHO-618W

18" Cable

NAHO-636W

36" Cable

NAHO-672W

72" Cable

Allows easy linking of two Tape Light sections. Cables are flexible and can be moved in any direction, or be joined together for custom lengths.




Power Line Interconnector

NAHO-609W

12" Cable

Connects any Tape Light run to a driver. (1) Power line interconnector is included with every Tape Light roll.



Power Line Interconnector with On/Off Switch

NAHO-611W

Allows individual switching on any Tape Light run, and connect LED Tape Light run directly to LED Driver.



Shrink Wrap Tube

NATL-400

Pack of 5

Seals connection made in the field. Necessary to maintain cULus listing. Two shrink wrap tubes are included with every Tape Light roll and section.



End Cap


NATL-403

NATL-403W

Black

White

Covers open end of Tape Light.



Clear Acrylic Mounting Clips

NATL-401

Pack of 15


Use in conjunction with adhesive backing to attach Tape Light to a surface. Pack of 15 clear acrylic mounting clips are included with every Tape Light roll.



4' Channel

NATHR-680 4' Channel / Aluminum

Aluminum channel is field cuttable.

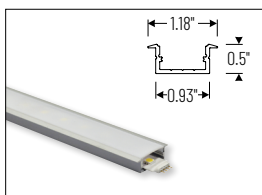


Mounting Clips for Channels

NATL-CMC

Pack of 15

Mounting clips for NATL-C23, NATL-C24 and NATL-C27. Pack includes 15 mounting clips.




4' Shallow Recessed Channel

NATL-C23A

Aluminum

Used to mount tape light recessed in a surface. Plastic diffuser and end caps included. Field cuttable.



4' Shallow Channels

NATL-C24A

Aluminum

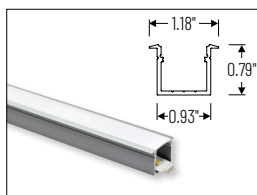
NATL-C24B

Black

NATL-C24W

White

Used to mount tape light to various surfaces. Plastic diffuser and end caps included. Field cuttable.

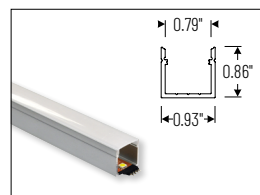


4' Deep Recessed Channel

NATL-C25A

Aluminum

Used to mount tape light recessed in a surface. Plastic diffuser and end caps included. Field cuttable.



4' Deep Channels

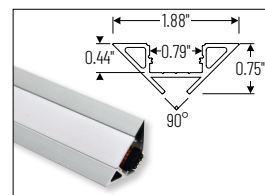
NATL-C26A

Aluminum

NATL-C26W

White

Used to mount tape light to various surfaces. Plastic diffuser and end caps included. Field cuttable.



4' Corner Channels

NATL-C28A

Aluminum

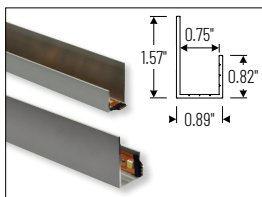
NATL-C28B

Black

NATL-C28W

White

Plastic diffuser and End caps included. Field cuttable



4' J-Style Channel

NATL-C27A

Aluminum

Used to mount tape light to various surfaces. Field cuttable.

NUTP8 Series

24V High Output LED Tape Light Drivers & Accessories

Type

Project

Catalog No.

Notes



Direct Plug-In LED Driver

NATL-524W 24V 24W
NATL-545W 24V 45W

Input Voltage: 120V

Cable Length: 6'



Direct Plug-In LED Driver

NATL-596W 24V 96W

Input Voltage: 120V

Input Wire: 44" Cord and Plug

Output Wire: 58" Power line connector



Class II Hardwire LED Driver

NATL-5100HW 24V 81.6W

Input Voltage: 120-240V

Dimming: Non-Dimmable

Includes: 10' Power Line Connector



Class II Universal Dimming Driver

NPSU-60W/24 60W

NPSU-96W/24 96W

NPSU-3X96W/24 3x 96W

Input Voltage: 110-277V

Dimming: Triac, ELV, MLV, 0-10V, PWM

Note: Power Line Connector(s) not included



Class II Hardwire LED Driver
ELV Dimming

NATLED-5040HW 24V 40W

NATLED-5075HW 24V 75W

Input Voltage: 120V

Dimming: ELV

Includes: 10' Power Line Connector



Class II Hardwire LED Driver
MLV Dimming

NMT-48/24C2D1 48W

Input Voltage: 120V

Dimming: Magnetic Low Voltage

Includes: 10' Power Line Connector



Class II Hardwire LED Driver
with Breakers, MLV Dimming

NMT-303/24C2D1 120V input

NMT-303/24C2D2 277V input

Input Voltage: 120V or 277V

Dimming: Magnetic Low Voltage

Breakers: (3) 100W

Note: Power Line Connector(s) not included



Class II Hardwire LED Driver
with Regulator, MLV Dimming

NMTD-60/24D 24V 60W

NMTD-96/24D 24V 96W

Input Voltage: 120-277V

Dimming: Magnetic Low Voltage

Regulator: Integral regulator for constant current and voltage

Includes: 10' Power Line Connector



NEXUS® All-in-One LED Driver and
Dimmer

NATL-SWEX60/24A 24V 60W

NATL-SWEX100/24A 24V 100W

Input Voltage: 120V

Dimming: Integral Dimmer

Description: Eliminates the driver and allows 120V input and 24V output from a single gang box. 100-5% dimming and on/off switch.



Power Line Connector

NALT-10 10' Power Line

NALT-30 30' Power Line

For use with Class II drivers. Carries output from driver, requires power line interconnectors.

NATL-302W 5" Splitter

Splits power line connector into two separate leads, requires power line cable.



Touch Dimmer with Memory

NATL-518W

72W max., no power fail memory, touch on/off and hold to dim.



Low Voltage Splice Box

NATL-415W

Use to join low voltage lead to power line connector.



Terminal Block

NATL-407 4-Way
2-3/8"L x 1-1/8"W x 7/8"D

NATL-408 8-Way
4"L x 1-1/8"W x 7/8"D



Wire Clip, Plastic - 10pk

NATL-404W J-Clip

NATL-405W Over the Wire

NATL-406W Square Clip



2' Wire Raceway

NATL-422B Black

NATL-422W White

Field-cuttable plastic. Includes wire channel with double faced tape and cover.