

NELOCAC-11R

11" ELO and ELO+ LED Surface Mount Luminaire

Source: 24W LED
1700lm

Type

Project

Catalog No.

Notes

PRODUCT DESCRIPTION

ELO family of LED luminaires are a thin 1/2" surface mounted luminaire with dedicated color temperature. Luminaire is available in 4", 6", 8" or 11" sizes and mounts easily over a standard or fire rated junction boxes. The ELO family has two options: The standard ELO fixture, which is 80 CRI and only available in a white finish, and the upgraded ELO+ fixture, which meets CA JA8-2022 at 90 CRI and has interchangeable trims to achieve different finishes.

FEATURES

- Dedicated color temperatures at 80 CRI (ELO) or 90 CRI (ELO+)
- Surface mounted or retrofit into existing recessed housings with torsion spring kit (ordered separately)
- Available in four sizes (4", 6", 8" or 11")
- Dimmable with Triac or ELV dimmers
- ELO+ Series includes an integral magnet allows optional finish ring to attach seamlessly*
- 5-year limited warranty

SPECIFICATION

Construction: Surface mounted luminaire includes integral driver. ELO+ luminaires include an integral magnet for decorative rings in black, brushed nickel, chrome or matte powder white finish (ordered separately).

Mounting: Steel bracket can be used to surface mount on junction box. Optional torsion springs are available for retrofitting 5" or 6" recessed housings.

Retrofit: Each luminaire includes a retrofit kit with medium base socket adapter to mount over 5" or 6" recessed housings. Kit also includes torsion spring brackets that hold luminaire flush against ceiling. Retrofit kit is intended to be used with a lighting fixture as a lamp replacement.

ELECTRICAL

Input Voltage: 120V

Lumens / Wattage: 1700lm / 24W

Color Temperature: 2700K, 3000K, 3500K, 4000K, 5000K

Color Rendering Index: 80 or 90 CRI

Operating Temperature: 0-45°C

Dimming: Triac (Leading Edge) or ELV (Trailing Edge)

[Click Here](#) or check complete dimmer list at www.NoraLighting.com in the "Compatibility" page under "Resources" tab

ACCESSORIES

Decorative Rings: ELO+ Series includes an integral magnet to mount optional decorative rings seamlessly. Finishes include black, brushed nickel, chrome or matte powder white in 6", 8" or 11" sizes.

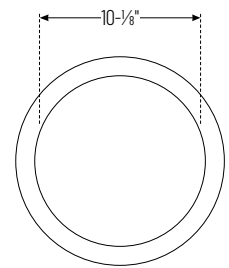
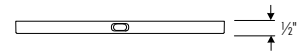
* Optional decorative rings are held in place with integral magnets. Installations that might have heavy vibrations should be tested.

LABELS AND LISTINGS

- cETLus Listed for Damp Location
- cETLus classified for retrofit
- FCC certified
- [5-Year Limited Warranty](#)
- Certified to the high efficacy requirements of California Title 24 JA8-2022 (ELO+ only)
- Suitable for use in closets when installed in accordance to NEC Section 410.16 (A)(1) and 410.16 (C)(1)



PRODUCT IMAGES & DIMENSIONS



NELOCAC-11
11" ELO



NLOCAC
Decorative Rings for ELO+

11" ELO and ELO+ LED Surface Mount Luminaire

	Size / Lumens / Wattage	Color Temperature / CRI
ELO+	NELOCAC-11RP = 11" ELO+ / 1700lm / 24W	927W = 2700K / 90+ CRI
		938W = 3000K / 90+ CRI (Replacement: NELO-12RTWMPW)
		935W = 3500K / 90+ CRI
		940W = 4000K / 90+ CRI
		950W = 5000K / 90+ CRI
ELO	NELOCAC-11R = 11" ELO / 1700lm / 24W	30W = 3000K / 80+ CRI

Optional Accessories

Description

- NLOCAC-11RB** = Black Decorative Ring for ELO+ only
- NLOCAC-11RBN** = Brushed Nickel Decorative Ring for ELO+ only
- NLOCAC-11RCH** = Chrome Decorative Ring for ELO+ only
- NLOCAC-11RMPW** = Matte Powder White Decorative Ring for ELO+ only

Example: **NELOCAC-11RP930W** = 11" ELO+ LED Surface Mount Luminaire, 3000K / 90+ CRI, White finish

PHOTOMETRICS

11" ELO LED Surface Mount Luminaire

Type

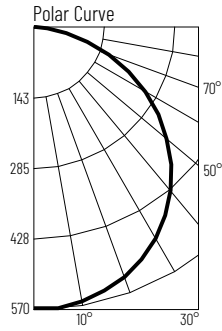
Project

Catalog No.

Notes

Test Information

Test Number: NTR1258
 Part Number: NELOCAC-11R30W
 Beam Spread: 115° Flood
 Lumens: 1720lm
 Wattage: 22.85W
 Efficacy: 75lpw
 CCT / CRI: 3000K / 80 CRI
 Spacing Criteria (0°-180°): 1.3
 Spacing Criteria (90°-270°): 1.28



Illuminance at a Distance

Distance from Luminaire	FC at Nadir	Beam Diameter
4'	35.7fc	12'-6"
6'	15.8fc	18'-10"
8'	8.9fc	25'-1"
10'	5.7fc	31'-4"
12'	4fc	37'-7"

Zonal Lumen Summary

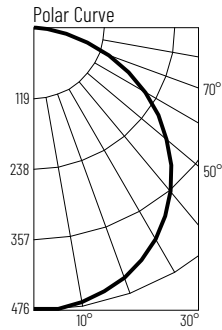
Zone	Lumens	% Luminaire
0-30	448	26
0-40	738	42.9
0-60	1317	76.6
0-90	1695	98.5
90-180	25	2
0-180	1720	100

Candela Table

Vertical Angles	Candela
0	570
5	569
15	552
25	517
35	465
45	396

Test Information

Test Number: NTS127
 Part Number: NELOCAC-11RP30W
 Beam Spread: 116° Flood
 Lumens: 1428lm
 Wattage: 21.08W
 Efficacy: 68lpw
 CCT / CRI: 3000K / 90 CRI
 Spacing Criteria (0°-180°): 1.26
 Spacing Criteria (90°-270°): 1.24



Illuminance at a Distance

Distance from Luminaire	FC at Nadir	Beam Diameter
4'	29.6fc	12'-10"
6'	13.2fc	19'-2"
8'	7.4fc	25'-6"
10'	4.7fc	31'-11"
12'	3.3fc	38'-4"

Zonal Lumen Summary

Zone	Lumens	% Luminaire
0-30	373	26.1
0-40	615	43
0-60	1100	77
0-90	1420	99.4
90-180	8	1
0-180	1428	100

Candela Table

Vertical Angles	Candela
0	474
5	470
15	453
25	423
35	377
45	316

Lumen Output Multipliers

Color Temperature: 2700K (0.95), 3000K (1.00), 3500K (1.14), 4000K (1.2), 5000K (1.14)