

L-Line Indirect / Direct

Pendant or Wall Mounted

Selectable Direction (Indirect / Direct / Both)

Selectable CCT (3000K / 3500K / 4000K)

L-Line Indirect/Direct luminaires include three integral switches for direction of light and selectable color temperature per direction. Sleek extruded housing with symmetrical light distribution will evenly illuminate surfaces with a diffused lens. These pendant or wall mounted fixtures are ideal for commercial, retail, healthcare and education applications.

FEATURES

- Average of 1643 lumens per foot
- Six different lengths or shapes
- Pendant or Wall Mounted
- Three standard finishes (Aluminum, Black or White)
- Luminaires can be daisy chained with accessories
- Selectable Direction (Indirect / Direct / Both)
- Selectable CCT (3000K / 3500K / 4000K) in both directions
- 120-347V input; 0-10V dimming
- 5-year limited warranty
- DLC Listed
- cETLus Listed for Damp Location



NLUD-PCC
Pendant Mounting Kit

NLUD-4334
4' Linear Luminaire

NLUD-4WM
4' Wall Mount Kit



NLUD-X334
X-Connector

NLUD-L334
L-Connector

NLUD-T334
T-Connector

L-LINE INDIRECT / DIRECT LUMINAIRES


SHAPE / LENGTH / LUMENS	COLOR TEMP.	FINISH	OPTIONS
NLUD-2 2' Linear / 3710lm	334 Selectable CCT (30K/35K/40K)	A Aluminum B Black W White	/OS Motion Sensor
NLUD-4 4' Linear / 6027lm			/EM Emergency /EMOS EM & Motion Sensor /OS Motion Sensor
NLUD-8 8' Linear / 12304lm			/EM Emergency
NLUD-X X-Connector / 6028lm NLUD-L L-Connector / 3781lm NLUD-T T-Connector / 5027lm			/OS Motion Sensor

Example: **NLUD-4334B** = 4' L-Line Indirect / Direct Linear with Selectable CCT, Black Finish

MOUNTING KITS & ACCESSORIES ON PAGE 2




L-LINE INDIRECT / DIRECT SERIES



Linear LED Luminaires

- [NLUD-2334](#)
- [NLUD-4334](#)
- [NLUD-8334](#)



X-Connector LED Luminaire

- 2'
- 4'
- 8'
- [NLUD-X334](#)



L-Connector LED Luminaire

- [NLUD-L334](#)



T-Connector LED Luminaire

- [NLUD-T334](#)

Accessories



Pendant Mounting Kits

- [NLUD-PCC](#) Power & Aircraft Canopy
- [NLUD-CC](#) Aircraft Canopy



Wall Mount Kits

- [NLUD-2WM](#) for NLUD-2334
- [NLUD-4WM](#) for NLUD-4334
- [NLUD-8WM](#) for NLUD-8334




NLUD-PMC



NLUD-WMC


Brackets for Daisy Chaining

- [NLUD-PMC](#) for Pendant Mount
- [NLUD-WMC](#) for Wall Mount



Wire Harness Kit

- [NLUD-MDPH](#) for Multi-Direction Power
- [NLUD-WPC/20](#) 20' Wall Mount Cord




Wire Harness Kit

- [NLUD-MDPH](#) for Multi-Direction Power



20' Wall Mount Cord

- [NLUD-WPC/20](#) 20' Cord
- [NLUD-WPC/6W-20](#) for Emergency



Louver Kit

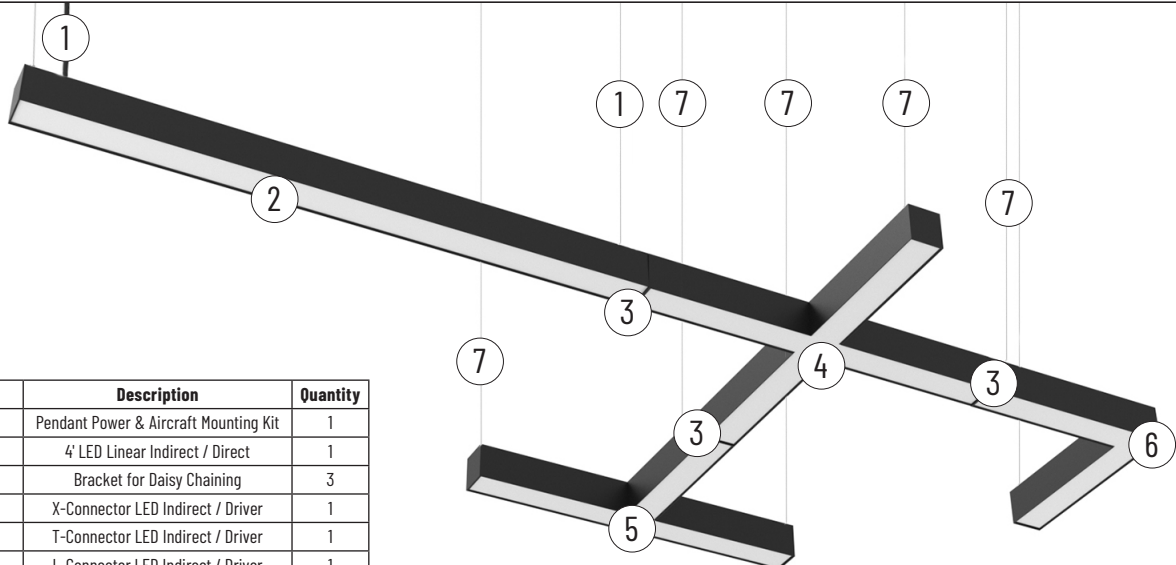
- [NLUD-2LOUV](#) for NLUD-2334
- [NLUD-4LOUV](#) for NLUD-4334



Remote Control for Motion Sensor

- [NLUD-OSCONT](#) changes settings

Sample Layout



	Part Number	Description	Quantity
1	NLUD-PCC	Pendant Power & Aircraft Mounting Kit	1
2	NLUD-4334	4' LED Linear Indirect / Direct	1
3	NLUD-PMC	Bracket for Daisy Chaining	3
4	NLUD-X334	X-Connector LED Indirect / Driver	1
5	NLUD-T334	T-Connector LED Indirect / Driver	1
6	NLUD-L334	L-Connector LED Indirect / Driver	1
7	NLUD-CC	Aircraft Mounting Kit	6