

# NFJB-R4

## 4" IC Air-Tight Junction Box Recessed Housing

Source: 12W max.

(Compatible with Cobalt Click, Pearl, AC Onyx, Slim, ELO, SURF and Opal)

Type

Project

Catalog No.

Notes

### PRODUCT DESCRIPTION

Dedicated new construction housing for use in insulated ceilings can be in direct contact with insulation.\* Air-tight construction provides energy savings by reducing the flow of air through the ceiling. The housing is labeled for use with LED downlights or as an outlet box.

### FEATURES

- Powder coated steel junction box meets 1 and 2 hour fire rating per international building code
- IC rated for direct contact with insulation
- Quick connect provided for electrical connection to the LED downlights
- ASTM E283 for Air-Tight
- 25-5/8" bar hangers with captive nails and alignment foot
- Accepts round or square downlights

### ELECTRICAL

**Input Voltage:** 120/277VAC

**Socket:** Quick connect for LED downlights

**Wattage:** 13.5W max.

**Operating Temperature:** 0°-25°C

**Supported Weight Limit:** Up to 50 lbs.

**Dimming:** Specified by downlight

### CONSTRUCTION

**Junction Box Housing:** 0.08" zinc plated steel housing with red powder coating. Internal wing nut allows for installation in ceiling thicknesses from 1/2" to 1-1/2". Four 1/2" trade size knockouts and four Romex knockouts on top. Four NM-cable clamps at side for 12/2 to 14/2 NM-cables. Ground screw installed inside junction box. Maximum # of no. 12 AWG through branch circuit conductors suitable for at least 90°C permitted in junction box depends on luminaire, see chart below:

### COMPATIBLE LUMINAIRES

	Part Number	Description	Lumens / Wattage	Through-Wire
NFJB-R4	<a href="#">NLCBC2-451TW</a>	Cobalt Click Round Reflector w/ Selectable CCT	1000lm / 13.5W	2-in / 2-out
	<a href="#">NLCBC2-452TW</a>	Cobalt Click Round Baffle w/ Selectable CCT	1000lm / 13.5W	2-in / 2-out
	<a href="#">NPR-4RC</a>	Pearl Round Adjustable Cone	1250lm / 12W	None
	<a href="#">NPR-4RG</a>	Pearl Round Adjustable Gimbal	1050lm / 12W	None
	<a href="#">NPR-4RNB</a>	Pearl Round Bullnose	1250lm / 12W	None
	<a href="#">NPR-4SC</a>	Pearl Square Adjustable Cone	1250lm / 12W	None
	<a href="#">NPR-4SG</a>	Pearl Square Adjustable Gimbal	1050lm / 12W	None
	<a href="#">NPR-4SNB</a>	Pearl Square Bullnose	1250lm / 12W	None
	<a href="#">NOXAC-4312WWW</a>	AC Onyx LED Reflector, 2700K	700lm / 10.5W	4-in / 4-out
	<a href="#">NOXAC-43135WWW</a>	AC Onyx LED Reflector, 3500K	700lm / 10.5W	4-in / 4-out
	<a href="#">NOXAC-43140WWW</a>	AC Onyx LED Reflector, 4000K	700lm / 10.5W	4-in / 4-out
	<a href="#">NOXAC-43150WWW</a>	AC Onyx LED Reflector, 5000K	700lm / 10.5W	4-in / 4-out
	<a href="#">NOXAC-4317WWW</a>	AC Onyx LED Reflector w/ Selectable CCT	900lm / 11.5W	4-in / 4-out
	<a href="#">NOXAC-43240WWW</a>	AC Onyx LED Baffle, 4000K	700lm / 10.5W	4-in / 4-out
	<a href="#">NOXAC-43250WWW</a>	AC Onyx LED Baffle, 5000K	700lm / 10.5W	4-in / 4-out
	<a href="#">NOXAC-4327WWW</a>	AC Onyx LED Reflector w/ Selectable CCT	900lm / 11.5W	4-in / 4-out
	<a href="#">NOXAC-4RG7WWW</a>	AC Onyx LED Adjustable	800lm / 12W	4-in / 4-out
	<a href="#">NOXAC-4RW7WWW</a>	AC Onyx Round LED Wall Wash	800lm / 11W	4-in / 4-out
<a href="#">NOXAC-4SW7WWW</a>	AC Onyx Square LED Wall Wash	700lm / 11W	4-in / 4-out	
NFJB-R4S	<a href="#">NSLIM-4RLTWWMPW</a>	Slim LED Surface Mount	800lm / 11W	4-in / 4-out
	<a href="#">NELOCAC-4RP</a>	4" ELO+ LED Surface Mount	640lm / 11W	4-in / 4-out
	<a href="#">NLOPAC-R4TW</a>	4" AC Opal with Selectable CCT	700lm / 10W	4-in / 4-out
	<a href="#">NLOPAC-R4509T24</a>	4" AC Opal with Dedicated CCT	700lm / 10.5W	4-in / 4-out
	<a href="#">NLOS-R42L</a>	4" SURF Round Surface Mount	850lm / 11W	4-in / 4-out
	<a href="#">NLOS-S42L</a>	4" SURF Square Surface Mount	750lm / 11W	4-in / 4-out

**Air Flow Restriction:** Housing restricts airflow from room into ceiling plenum to <2CFM (cubic feet per minute) in accordance with ASTM-283 Air-Tight requirements.

**Clearance:** "IC" Insulated ceiling housings are direct contact rated. **Not to be used in direct contact with spray foam insulation.**

**Bar Hangers:** Two 14-5/8" to 25-5/8" adjustable bar hangers with captive nails are included on housing. "L" Shaped bar hanger foot to align to bottom of construction joist. A T-Bar notch allow for easy installation in a suspended ceiling.

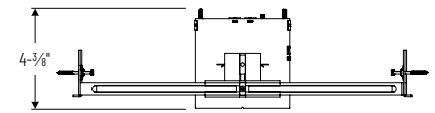
**Surface Mount Bracket:** Two brackets are pre-installed for surface mount luminaires to be installed with housing. Equivalent to a 4" octagonal junction box.

### LABELS AND LISTINGS

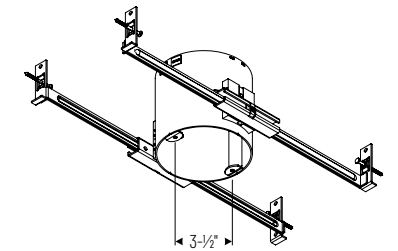
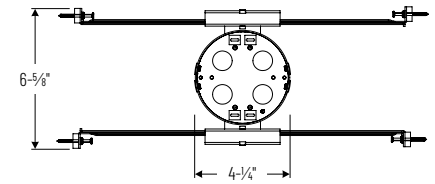
- cULus Listed for Damp Location (wet location when used with compatible downlight)
- Meets or exceeds ASTM-283 Air-Tight requirements
- Certified to the high efficacy requirements of California Title 24 JA8-2022 (when used with compatible downlight)
- RoHS compliant
- See international building code section 714 for 1-hour and 2-hour fire rated assemblies



### PRODUCT IMAGES AND DIMENSIONS



Ceiling Cut-Out: ø4.3"



NFJB-R4S includes brackets for surface mount luminaires

### 4" IC Air-Tight Junction Box Recessed Housing

Catalog No.

**NFJB-R4** = 4" Junction Box Housing

**NFJB-R4S** = 4" Junction Box Housing with Surface Mount Bracket

### Optional Cover Plate

Description

**NFJB-R4CPA** = Cover Plate

Example: **NFJB-R4** = 4" IC Air-Tight Junction Box Recessed Housing