

NRM3-54 / NRM3-57 / NRM3-59

5" Marquise III Adjustable Trims

Source: 11W to 26W

900lm to 2500lm

Type

Project

Catalog No.

Notes

PRODUCT DESCRIPTION

Marquise III downlights includes Signify® Fortimo COB LED technology for better optic control with three specified beam spreads. Beam spreads focus the light down to the work plane from high ceiling applications.

FEATURES

- Trims adjust up to 22°
- Signify® Fortimo COB LED technology
- Spot, Narrow or Flood beam spreads
- 2700K, 3000K, 3500K and 4000K @ 90+ CRI

CONSTRUCTION

Trim: Aluminum gimbal can be adjusted up to 22° vertically and 359° horizontally. Regressed trims are available with high grade reflector or baffle with deep grooves to reduce aperture glare. Trims include torsion springs to mount securely to housings.

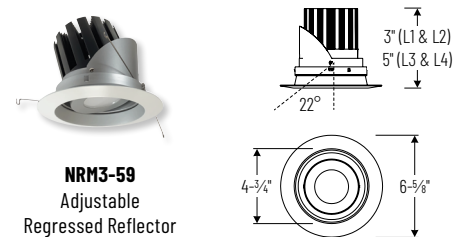
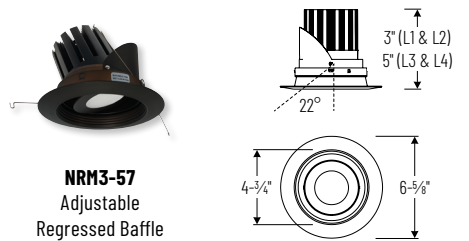

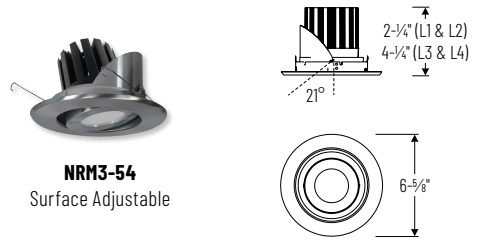
ELECTRICAL	L1	L2	L3	L4
Delivered Lumens	900lm	1500lm	2000lm	2500lm
Wattage	11W max.	16W max.	22W max.	26W max.
Color Temperature	2700K, 3000K, 3500K or 4000K			
Color Rendering Index	90+ CRI			
Beam Spread	Spot, Narrow Flood or Flood			
Compatible Frame-In	NHMIC3-5L1 NHRMIC3-5L1	NHMIC3-5L2 NHRMIC3-5L2	NHM3-5L3 NHRM3-5L3	NHM3-5L4 NHRM3-5L4
Lifetime	50,000 hours @ L70			

LABELS AND LISTINGS

- cULus Listed for Damp Location when used with compatible housing
- [5-Year Limited Warranty](#)
- Certified to the high efficacy requirements of California Title 24 JA8-2022
- ASTM E283 for Air-Tight
- FCC compliant



PRODUCT IMAGES AND DIMENSIONS



5" Marquise III Adjustable Trims - Dedicated Marquise III Housing Required

Trim Type	Lumens / Wattage	CCT	Beam Spread	Finish (see chart below)
NRM3-54 = Surface Adjustable	L1 = 900lm / 11W	27 = 2700K	S = Spot	BZ = Bronze / Bronze Flange
NRM3-57 = Regress Baffle Adjustable	L2 = 1500lm / 16W	30 = 3000K	N = Narrow Flood	C = Chrome
NRM3-59 = Regress Reflector Adjustable	L3 = 2000lm / 22W	35 = 3500K	F = Flood	CW = Diffused Clear / White Flange
	L4 = 2500lm / 26W	40 = 4000K		HZW = Haze / White Flange
				MPW = Matte Powder White
				NN = Natural Metal / Natural Metal Flange
				WW = White / White Flange

Available Finishes

	BZ	C	CW	HZW	MPW	NN	WW
54	•	•			•	•	•
57					•	•	•
59			•	•	•	•	•

Example: **NRM3-54L430SBZ** = 5" Marquise III Surface Adjustable, 2500lm / 26W, 3000K, Spot Beam Spread, Bronze Finish